

# Lonsec Active (FirstChoice Managed Account Range: Defensive) - Pension

## Portfolio performance - October 2021

	1 mth (%)	3 mth (%)	6 mth (%)	1 yr (% pa)	3 yr (% pa)	5 yr (% pa)
Portfolio Total Return*	-0.36	-0.17	2.00	5.61	4.46	4.05
Peer Group Benchmark**	-0.47	-0.53	1.40	5.33	4.01	3.60
Excess Return*	0.11	0.36	0.60	0.28	0.45	0.45

\*Performance prior to 1 October 2021 is based on a notional portfolio. Past performance is not a reliable indicator of future performance. Performance is calculated before taxes and is net of admin fees, investment fees and indirect costs. For full details of fees, please refer to the relevant platform provider. Performance is notional in nature and the actual performance of individual portfolios may differ to the performance of the Managed Portfolios. Totals presented in this report may not sum due to rounding. \*\*Peer Group Benchmark is based on the Financial Express UT Peer Group Multi-Asset Cautious Index.

## Market review

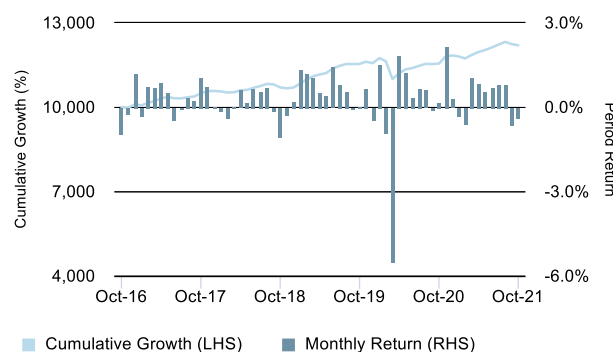
A late selloff for the Australian share market led to modest overall returns for the month, with the S&P/ASX 300 gaining 0.1%. Information Technology was the standout sector, gaining 2.1% for the month, with Health Care (+1%) and Financials (+0.8%) also contributing positively. Momentum and growth were the only factors to provide a positive return for the month with a gain of 0.6% and 0.1% respectively. Quality was the largest detractor with a decline of 1.3%.

Global markets saw a recovery in performance during October following a volatile prior month, with developed markets returning 1.7% as measured by the MSCI AC World ex-Australia Index. Asian and emerging markets continue to face pressure, with the MSCI Emerging Markets Index detracting -2.9% over the month in Australian dollar terms.

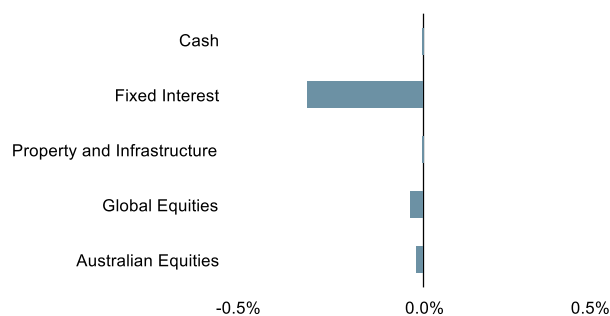
The S&P/ASX 200 A-REIT Index finished 0.4% higher in October. Global real estate equities (represented by the FTSE EPRA/NAREIT Developed Ex Australia Index (AUD Hedged)) advanced strongly, finishing 5.8% higher. Nationally, the housing market once again advanced further, showing considerable strength, with the CoreLogic 5 city aggregate recording a 1.4% increase for the month.

Australian Fixed Interest markets were hit hard in October, with the bulk of the losses being driven by a sharp increase in the 2 and 3 year Australian Government Bond yields at the end of the month. Increases in yields drove a return of -3.6% for the Bloomberg AusBond Composite 0+ Yr Index over the course of October, though credit spreads remained relatively static. Returns were much more muted internationally, with the Bloomberg Barclays Global Aggregate Index (AUD Hedged) returning -0.3% in October, though currency fluctuations resulted in a return of -4.1% for the unhedged variant.

## Cumulative performance (5 years)



## Performance contribution



Performance contribution measures the absolute contribution of each constituent asset class to the total performance of the portfolio.

Top 3 contributors to performance	%
CFS FC WS Pen -MFS Global Equity	0.00
Generic Cash	0.00
CFS FC WS Pens - BT WS Property Investment	0.00

Bottom 3 contributors to performance	%
CFS FC WS Pen -Macquarie Income Opportunities	-0.10
CFS FC W Pen-Colchester Wholesale Global Government Bond	-0.08
FirstChoice WS Pens - PIMCO WS Global Bond	-0.06

Portfolio changes	%
There were no changes to the portfolio for the past 1 month	

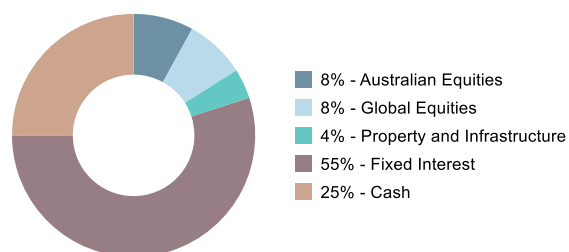
**We strongly recommend that potential investors read the product disclosure statement or investment statement.**

Lonsec Investment Solutions Pty Ltd • ACN 608 837 583 • A Corporate Authorised Representative (CAR 1236821) of Lonsec Research Pty Ltd  
 • ABN 11 151 658 561 • AFSL 421 445 • This information must be read in conjunction with the Warning, Disclaimer, and disclosure at the end of this document.  
 This report supersedes all prior reports.

### Portfolio structure

Strategy/Asset class	Fund	%
<b>Australian Equities</b>		<b>8</b>
Market Exposure	Colonial First State FirstChoice IML Australian Share Fund Wholesale Pension	4
Market Exposure	CFS FC WS Pen -Fidelity Australian Equities	4
<b>Global Equities</b>		<b>8</b>
Market Exposure	CFS FC WS Pen -MFS Global Equity	4
Risk Control	FirstChoice WS Pens - Acadian WS Global Managed Volatility Equity	4
<b>Property and Infrastructure</b>		<b>4</b>
Domestic Listed Property	CFS FC WS Pens - BT WS Property Investment	4
<b>Fixed Interest</b>		<b>55</b>
Global Fixed Interest	FirstChoice WS Pens - PIMCO WS Global Bond	13
Income & Capital Stability	CFS FC WS Pen -Macquarie Income Opportunities	12
Income & Capital Stability	CFS Perpetual Wholesale Diversified Income	11
Global Fixed Interest	CFS FC W Pen-Colchester Wholesale Global Government Bond	10
Diversified Fixed Interest	CFS FirstChoice Wholesale Pension - Schroder Wholesale Absolute Return Income	9
<b>Cash</b>		<b>25</b>
	Generic Cash	25
<b>Total</b>		<b>100</b>

### Asset allocation breakdown



### Portfolio Commentary

The Portfolio returned -0.36% for the month of October, outperforming both the relevant peer group benchmark and internal strategic asset allocation benchmark. Fixed Interest was the largest negative contributor in absolute terms as interest rates sold off strongly on inflation concerns.

Portfolio positioning was strong within fixed income. In particular, the underweight to Australian fixed interest and conservative short duration strategies added value. Real assets such as global listed infrastructure and global property also added significant value in absolute terms.

### Outlook

Inflation data and interest rates continue to be front of mind for investors following a month in which Australian fixed interest markets were hit hard, giving back -3.55%. Despite the sharp selloff being a largely Australian phenomenon, global attentions now turn to the timing and magnitude of the central bank response. Despite the stable rhetoric from policymakers, markets continue to price in earlier than expected rate hikes.

Similarly in equity markets, the inflation surprise dented investor sentiment in the Australian share market as expectations are mounting that the RBA will need to tighten much earlier than previously forecast. The prospect of higher rates will likely challenge equity valuations, particularly the growth segment of the market, which have risen based on ultra-loose monetary and fiscal policy. The portfolio remains well diversified across asset classes and the quality and risk-control elements embedded within sectors, provide added comfort as we manage through what we expect may be a more volatile period.

**We strongly recommend that potential investors read the product disclosure statement or investment statement.**

Lonsec Investment Solutions Pty Ltd • ACN 608 837 583 • A Corporate Authorised Representative (CAR 1236821) of Lonsec Research Pty Ltd  
 • ABN 11 151 658 561 • AFSL 421 445 • This information must be read in conjunction with the Warning, Disclaimer, and disclosure at the end of this document.  
 This report supersedes all prior reports.

## Portfolio at a glance

### Designed for

The portfolio is designed to provide investors with income and some capital growth over the medium to long term through exposure across a range of asset classes and by using several investment managers.

### Investment objective

0.8% p.a. above cash

### Suggested minimum investment timeframe

2 years

### Investment strategy

The portfolio seeks to generate income and some capital returns with lower downside risk than the market. This is achieved by diversifying the portfolio by asset class, investment strategy, fund manager and sources of return.

### Investment universe

The portfolio invests across a diversified range of Australian equities, global equities, property and infrastructure, fixed interest assets and alternative assets.

### Target exposure

Growth assets	Defensive assets
20%	80%



**IMPORTANT NOTICE:** This document is published by Lonsec Investment Solutions Pty Ltd ACN 608 837 583, a Corporate Authorised Representative (CAR 1236821) (LIS) of Lonsec Research Pty Ltd ABN 11 151 658 561 AFSL 421 445 (Lonsec Research). LIS creates the model portfolios it distributes using the investment research provided by Lonsec Research but LIS has not had any involvement in the investment research process for Lonsec Research. LIS and Lonsec Research are owned by Lonsec Holdings Pty Ltd ACN: 151 235 406. Please read the following before making any investment decision about any financial product mentioned in this document.

**Disclosure at the date of publication:** Lonsec Research receives a fee from the relevant fund manager or product issuer(s) for researching financial products (using objective criteria) which may be referred to in this document. Lonsec Research may also receive a fee from the fund manager or product issuer(s) for subscribing to research content and other Lonsec Research services. LIS receives a fee for providing the model portfolios to financial services organisations and professionals. LIS' and Lonsec Research's fees are not linked to the financial product rating(s) outcome or the inclusion of the financial product(s) in model portfolios. LIS and Lonsec Research and their representatives and/or their associates may hold any financial product(s) referred to in this document, but details of these holdings are not known to the Lonsec Research analyst(s).

**Warnings:** Past performance is not a reliable indicator of future performance. Returns are prepared and reported using model asset allocations, actual returns may vary depending on platform fees or allocations, and individual holdings. Any express or implied rating or advice presented in this document is limited to general advice and based solely on consideration of the investment merits of the financial product(s) alone, without taking into account the investment objectives, financial situation and particular needs ("financial circumstances") of any particular person. Before making an investment decision based on the rating or advice, the reader must consider whether it is personally appropriate in light of his or her financial circumstances or should seek independent financial advice on its appropriateness. If the financial advice relates to the acquisition or possible acquisition of a particular financial product, the reader should obtain and consider the Investment Statement or the Product Disclosure Statement for each financial product before making any decision about whether to acquire the financial product.

**Disclaimer:** LIS provides this document for the exclusive use of its clients. It is not intended for use by a retail client or a member of the public and should not be used or relied upon by any other person. No representation, warranty or undertaking is given or made in relation to the accuracy or completeness of the information presented in this document, which is drawn from public information not verified by LIS. The information contained in this document is current as at the date of publication. Financial conclusions, ratings and advice are reasonably held at the time of publication but subject to change without notice. LIS assumes no obligation to update this document following publication. Except for any liability which cannot be excluded, LIS and Lonsec Research, their directors, officers, employees and agents disclaim all liability for any error or inaccuracy in, misstatement or omission from, this document or any loss or damage suffered by the reader or any other person as a consequence of relying upon it.

Copyright © 2021 Lonsec Investment Solutions Pty Ltd ACN: 608 837 583 (LIS). This report may also contain third party supplied material that is subject to copyright. The same restrictions that apply to LIS copyrighted material, apply to such third party content.