

Lonsec Sustainable Managed Portfolios - Growth

Portfolio performance – July 2021

	1 mth (%)	3 mth (%)	6 mth (%)	1 yr (% pa)	3 yr (% pa)	5 yr (% pa)
Portfolio Total Return	2.52	6.78	13.65	-	-	-
Peer Group Benchmark*	1.50	4.79	11.08	-	-	-
Excess Return	1.02	1.99	2.57	-	-	-

Past performance is not a reliable indicator of future performance. Performance is calculated before taxes and other fees such as model management and platform fees and are net of underlying investment management fees. For full details of fees, please refer to the relevant platform provider. Performance is notional in nature and the actual performance of individual portfolios may differ to the performance of the Managed Portfolios. Totals presented in this report may not sum due to rounding. *Performance prior to 1 December 2020 is based on a notional portfolio. **Peer Group Benchmark is based on the Financial Express UT Peer Group Multi-Asset Indices.

Market review

The Australian share market reached all-time highs in July, with the S&P/ASX 300 gaining 1.1% for the month. The Materials sector was the clear standout, benefiting from solid gains in both industrial and precious metals, which saw the Materials sector up 7.1% for the month. Industrials also performed strongly with a gain of 4.3%. Information Technology gave up some of the impressive performance seen in June, with the sector retracing 6.9%.

July saw a contrast in global equity performance across regions, with emerging markets posting a 4.7% decline in Australian dollar terms over the month, as measured by the MSCI Emerging Markets Index, whilst developed markets continued their strong performance, with the MSCI AC World ex-Australia Index climbing by 2.9%.

A-REIT's advanced slightly during July, with the S&P/ASX 200 A-REIT Index achieving 0.3% for the month. This is considerably less than the prior month of June, where the index advanced 5.5%. The lower monthly return can largely be attributed to the COVID-19 Delta variant outbreak, causing continued lockdowns across Sydney, and shorter, periodic lockdowns across Brisbane and Melbourne.

The Bond rally that started in June has continued throughout July, as yields plummeted. The Australian Sovereign 3 and 10 year yields fell by 16 and 30 basis points respectively. The 10 year rate ended the month at 1.19%, approaching the level it was at prior to February's large selloff. Credit spreads widened over the month, however pales in comparison to the sharp fall in the risk-free rate which resulted in the AusBond Composite 0+ Yr Index returning 1.8% over the month. Globally, the story is much the same, with yields falling as the world grapples with the Delta variant of COVID. This resulted in the Bloomberg Barclays Global Aggregate Index (AUD Hedged) Index returning 1.3%, over the course of July.

Sustainable impact

Year ending December 2020



Total Greenhouse Gas emissions*

53% lower than the benchmark^



More women on boards

More women on boards and management teams

A \$100,000 investment in the Lonsec Sustainable Portfolios will avoid an estimated 185 Metric Tonnes of Total Greenhouse Gases p.a. ^^

This is equivalent to:



Greenhouse Gas Emissions from

40 passenger vehicles driven for one year



CO2 Emissions from

31.3 homes' electricity use for one year



Carbon Sequestered

3,059 tree seedlings grown for 10 years

Source: Bloomberg, EPA, Lonsec. These figures refer to the past. Past performance is not a reliable indicator of future performance.

* Total GHG Emissions is defined as the total of company Scope 1 and Scope 2 emissions. Greenhouse Gases are defined as those gases which contribute to the trapping of heat in the Earth's atmosphere and they include Carbon Dioxide (CO2), Methane, and Nitrous Oxide.

^ The Benchmark is the Lonsec Strategic Asset Allocation (SAA) Growth benchmark. Based on Lonsec Sustainable Managed Portfolio - Growth shareholdings as at 31 December 2020.

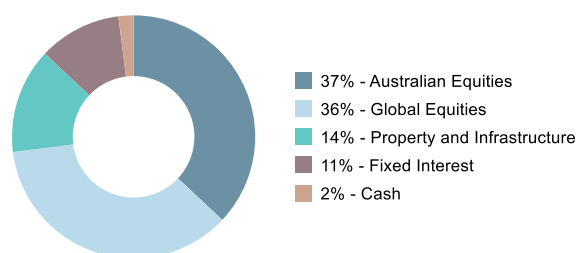
^^ Compared to investing in a passive (index) growth portfolio using Lonsec's SAA benchmark weights.

We strongly recommend that potential investors read the product disclosure statement or investment statement.


Lonsec Investment Solutions Pty Ltd • ACN 608 837 583 • A Corporate Authorised Representative (CAR 1236821) of Lonsec Research Pty Ltd

• ABN 11 151 658 561 • AFSL 421 445 • This information must be read in conjunction with the Warning, Disclaimer, and disclosure at the end of this document. This report supersedes all prior reports.

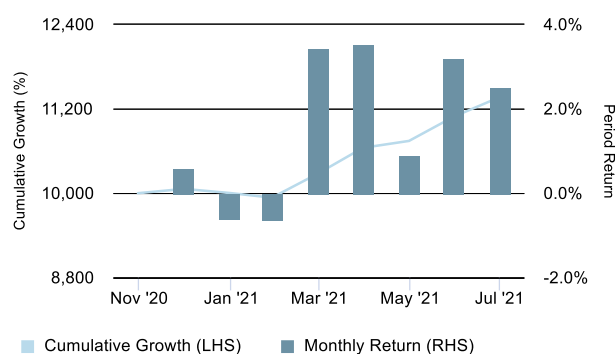
Asset allocation breakdown



Dynamic Asset Allocation Positioning



Cumulative performance (5 years)



Top 3 contributors to performance

	%
Impax Sustainable Leaders Fund	0.60
AXA IM Sustainable Equity Fund	0.55
Pengana WHEB Sustainable Impact Fund	0.31

Bottom 3 contributors to performance

	%
VanEck Vectors Australian Property ETF	-0.05
Bloomberg AusBond Bank Bill Index AUD	0.00
Altius Sustainable Bond Fund	0.01

Portfolio changes

There were no changes to the portfolio for the past 1 month

Portfolio Commentary

The Portfolio returned 2.52% for the month of July, outperforming the peer group benchmark and the internal benchmark. Returns from Dynamic Asset Allocation (DAA) were flat. The underweight position in fixed income detracted value as markets adopted a more defensive tone, however this was offset by overweight position in real assets.

Manager selection was positive with global equity managers leading the way. The quality and growth names in the portfolio again did well as bond yields fell. Impax Sustainable Leaders Fund had a strong month, returning 6.7%. The strategy invests globally in companies active in the resource efficiency and environmental markets including companies involved in waste management, pollution control, water infrastructure and renewable energy. Pengana WHEB Sustainable Impact Fund and AXA IM Sustainable Equity Fund also performed strongly, up 5.2% and 5.0% respectively.

Fixed income was mixed with Pandal Sustainable Australian Fixed Interest Fund flat against the local bond benchmark, while PIMCO underperformed on the global side.

Outlook

Rising case numbers of the Delta variant of COVID-19 have most certainly put a handbrake on the domestic recovery with NSW and Victoria currently in the midst of an extended lockdown.

Accounting for more than half the national GDP, the latest round of economic shutdowns has taken some of the shine off the growth expectations many economists had been predicting. Cyclical indicators are moderating from very high levels; however, policy support continues with ultra-low rates and ongoing, but more targeted, fiscal support being provided. Looking through the news headlines, data remains reasonably supportive of risk assets as the vaccine rollout picks up pace domestically and the rest of the globe opens up and learns to live with the virus. We have retained an overweight position in risk assets for now.

Sustainable investing continues to benefit from several structural tailwinds. Decarbonisation will be a driving thematic over the next decade or more as the global economy transitions away from fossil fuels and towards cleaner, more renewable energy sources, providing opportunities for those companies assisting in this decarbonisation process. Regulatory and policy tailwinds have accelerated rapidly over the last 12 months in order to aid this transition. There will be many opportunities for growth – in clean & renewable energy, carbon capture solutions, electric vehicles, battery technology - however sustainable investing also entails understanding and managing the environmental, social and governance risks associated with company operations. Investing sustainably is as much about managing risks as it is about taking advantage of opportunities. Both should ultimately lead to better performance. We expect to see greater engagement and pressure on companies doing the wrong thing, not only from a climate perspective, but more broadly as investors and society as a whole are demanding more from companies.

Portfolio at a glance

Designed for

The portfolio is designed to provide investors with a diversified portfolio encompassing ESG and sustainable investment principles to generate growth with some income over the medium term.

Sustainable objectives

1. To outperform the strategic benchmark.
2. Make a positive contribution to the key environmental and social challenges facing society, as measured by the UN's Sustainable Development Goals.

Suggested minimum investment timeframe

5 years

Investment strategy

The portfolio aims to minimise its exposure to sectors and industries widely considered harmful to society or the environment including tobacco, alcohol, gambling, weapons, adult entertainment, uranium and coal mining. They will also actively seek out investment opportunities that have a positive impact on society and the environment through impact investing.

Investment universe

The portfolio invests across a diversified range of Australian equities, global equities, property and infrastructure, fixed interest assets and alternative assets. The portfolio can access such exposures through managed funds and Australian listed securities such as exchange traded funds (ETFs), Exchange Traded Products (ETPs), managed portfolios and cash.

Target exposure

Growth assets	Defensive assets
80%	20%

Platform availability

HUB24

Netwealth

IMPORTANT NOTICE: This document is published by Lonsec Investment Solutions Pty Ltd ACN 608 837 583, a Corporate Authorised Representative (CAR 1236821) (LIS) of Lonsec Research Pty Ltd ABN 11 151 658 561 AFSL 421 445 (Lonsec Research). LIS creates the model portfolios it distributes using the investment research provided by Lonsec Research but LIS has not had any involvement in the investment research process for Lonsec Research. LIS and Lonsec Research are owned by Lonsec Holdings Pty Ltd ACN: 151 235 406. Please read the following before making any investment decision about any financial product mentioned in this document.

Disclosure at the date of publication: Lonsec Research receives a fee from the relevant fund manager or product issuer(s) for researching financial products (using objective criteria) which may be referred to in this document. Lonsec Research may also receive a fee from the fund manager or product issuer(s) for subscribing to research content and other Lonsec Research services. LIS receives a fee for providing the model portfolios to financial services organisations and professionals. LIS' and Lonsec Research's fees are not linked to the financial product rating(s) outcome or the inclusion of the financial product(s) in model portfolios. LIS and Lonsec Research and their representatives and/or their associates may hold any financial product(s) referred to in this document, but details of these holdings are not known to the Lonsec Research analyst(s).

Warnings: Past performance is not a reliable indicator of future performance. Returns are prepared and reported using model asset allocations, actual returns may vary depending on platform fees or allocations, and individual holdings. Any express or implied rating or advice presented in this document is limited to general advice and based solely on consideration of the investment merits of the financial product(s) alone, without taking into account the investment objectives, financial situation and particular needs ("financial circumstances") of any particular person. Before making an investment decision based on the rating or advice, the reader must consider whether it is personally appropriate in light of his or her financial circumstances or should seek independent financial advice on its appropriateness. If the financial advice relates to the acquisition or possible acquisition of a particular financial product, the reader should obtain and consider the Investment Statement or the Product Disclosure Statement for each financial product before making any decision about whether to acquire the financial product.

Disclaimer: LIS provides this document for the exclusive use of its clients and for approved distribution as permitted by LIS, it should not be used or relied upon by any other person. No representation, warranty or undertaking is given or made in relation to the accuracy or completeness of the information presented in this document, which is drawn from public information not verified by LIS. The information contained in this document is current as at the date of publication. Financial conclusions, ratings and advice are reasonably held at the time of publication but subject to change without notice. LIS assumes no obligation to update this document following publication. Except for any liability which cannot be excluded, LIS and Lonsec Research, their directors, officers, employees and agents disclaim all liability for any error or inaccuracy in, misstatement or omission from, this document or any loss or damage suffered by the reader or any other person as a consequence of relying upon it.

Copyright © 2021 Lonsec Investment Solutions Pty Ltd ACN: 608 837 583 (LIS). This report may also contain third party supplied material that is subject to copyright. The same restrictions that apply to LIS copyrighted material, apply to such third party content.