

Lonsec Sustainable Managed Portfolios - Growth

Portfolio performance – September 2021

| | 1 mth (%) | 3 mth (%) | 6 mth (%) | 1 yr (% pa) | 3 yr (% pa) | 5 yr (% pa) |
|------------------------|--------------|--------------|--------------|----------------|----------------|----------------|
| Portfolio Total Return | -2.44 | 3.83 | 11.98 | - | - | - |
| Peer Group Benchmark* | -1.55 | 1.62 | 7.44 | - | - | - |
| Excess Return | -0.89 | 2.21 | 4.54 | - | - | - |

Past performance is not a reliable indicator of future performance. Performance is calculated before taxes and platform fees and are net of underlying investment management fees. For full details of fees, please refer to the relevant platform provider. Performance is notional in nature and the actual performance of individual portfolios may differ to the performance of the Managed Portfolios. Totals presented in this report may not sum due to rounding. *Performance prior to 1 December 2020 is based on a notional portfolio. **Peer Group Benchmark is based on the Financial Express UT Peer Group Multi-Asset Indices.

Market review

The Australian share market finished lower in September, ending an impressive 11-month run of gains, with the S&P/ASX 300 losing 1.9% for the month. The Energy sector benefitted from rising coal and oil prices, with the sector up 16.7% for the month. Materials, Health Care and Information Technology were the biggest drags on the Index falling 9.3%, 4.9% and 3.9% respectively.

September saw an evaporation to the gains made in global markets over the last three months, with developed and emerging markets receding by 3.1% and 2.8% in Australian Dollar terms respectively as measured by the MSCI AC World ex-Australia Index and MSCI Emerging Markets Index. This contraction in performance was primarily driven by fears of a global financial contagion stemming from the worlds most indebted company, Evergrande Group based in China.

The S&P/ASX 200 A-REIT Accumulation Index returned -2.2% in September, mainly fuelled by selling towards the month end. Global real estate equities (represented by the FTSE EPRA/NAREIT Developed Ex Australia Index (AUD Hedged)) sold off during September, with the index closing 5.4% lower.

September saw a sharp reversal in the performance in Fixed Income markets, with the trend of decreasing yields coming to a halt. Increasing inflationary expectations, and growing fears that the current high levels of inflation may not be transitory, have driven yields upwards. Credit spreads also widened over the month which, combined with the changes to the risk-free rate, resulted in the Bloomberg AusBond Composite 0+ Yr Index falling -1.5% over the month. Globally, the story is very similar, as continued supply issues drive fears of protracted inflationary pressure, resulting in rising yields. As such, the Bloomberg Barclays Global Aggregate Index (AUD Hedged) Index fell -1.0% over the month.

Sustainable impact

Year ending December 2020



Total Greenhouse Gas emissions*

53% lower than the benchmark^



More women on boards

More women on boards and management teams

A \$100,000 investment in the Lonsec Sustainable Portfolios will avoid an estimated 185 Metric Tonnes of Total Greenhouse Gases p.a. ^^

This is equivalent to:



Greenhouse Gas Emissions from

40 passenger vehicles driven for one year



CO2 Emissions from

31.3 homes' electricity use for one year



Carbon Sequestered

3,059 tree seedlings grown for 10 years

Source: Bloomberg, EPA, Lonsec. These figures refer to the past. Past performance is not a reliable indicator of future performance.

* Total GHG Emissions is defined as the total of company Scope 1 and Scope 2 emissions. Greenhouse Gases are defined as those gases which contribute to the trapping of heat in the Earth's atmosphere and they include Carbon Dioxide (CO2), Methane, and Nitrous Oxide.

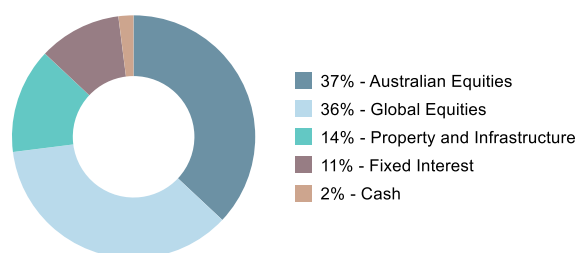
^ The Benchmark is the Lonsec Strategic Asset Allocation (SAA) Growth benchmark. Based on Lonsec Sustainable Managed Portfolio - Growth shareholdings as at 31 December 2020.

^^ Compared to investing in a passive (index) growth portfolio using Lonsec's SAA benchmark weights.

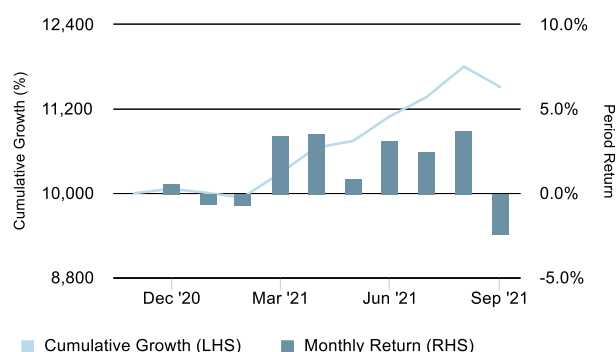
We strongly recommend that potential investors read the product disclosure statement or investment statement.

Lonsec Investment Solutions Pty Ltd • ACN 608 837 583 • A Corporate Authorised Representative (CAR 1236821) of Lonsec Research Pty Ltd
• ABN 11 151 658 561 • AFSL 421 445 • This information must be read in conjunction with the Warning, Disclaimer, and disclosure at the end of this document.
This report supersedes all prior reports.

Asset allocation breakdown



Cumulative performance (5 years)



Top 3 contributors to performance

| | % |
|--|-------|
| ATLAS Infrastructure Australian Feeder Fund AUD Hedged Class | 0.06 |
| Bloomberg AusBond Bank Bill Index AUD | 0.00 |
| Altius Sustainable Bond Fund | -0.01 |


Bottom 3 contributors to performance

| | % |
|--------------------------------------|-------|
| Impax Sustainable Leaders Fund | -0.50 |
| AXA IM Sustainable Equity Fund | -0.39 |
| Pengana WHEB Sustainable Impact Fund | -0.27 |

Portfolio changes

| | % |
|---|---|
| There were no changes to the portfolio for the past 1 month | |

Dynamic Asset Allocation Positioning



Portfolio Commentary

In a month where all major asset classes were down, the Portfolio returned -2.44% in September. Diversification had limited impact, with bonds and real assets providing little, to no relief from the broad-based market sell-off. Against that backdrop, the portfolio held up well versus the internal benchmark but was slightly below the peer group benchmark. Returns from Dynamic Asset Allocation (DAA) were slightly negative, with the value added in the underweight fixed income position largely offset by the overweight positions in Australian equities and real assets.

Manager selection was flat. While 3 out of 4 Australian equity managers outperformed the benchmark, BetaShares Australian Sustainability Leaders ETF underperformed the benchmark by 1.5% which more than offset the value added from the other strategies.

Global equities was the largest detractor from performance, with impact managers such as Wheb and Impax, the largest contributors. Being underweight energy was the primary cause. Energy was the only sector within the MSCI AC World ex Australia TR Index AUD to produce positive returns for the month (and they were strong returns up 10%) while all other GICS sectors posted negative returns.

Fixed income strategies for the most part outperformed, with Pandal Sustainable Australian Fixed Interest Fund, Altius Sustainable Bond Fund and PIMCO ESG Global Bond Fund all adding good value. As previously noted the Altius Sustainable Bond Fund has been downgraded to 'Investment Grade' by Lonsec's investment research team, following an extended period of underperformance. The fund's rating has fallen below Lonsec's minimum quality criteria of a 'Recommended' rating or higher and will therefore be removed from the portfolio.

We strongly recommend that potential investors read the product disclosure statement or investment statement.

Lonsec Investment Solutions Pty Ltd • ACN 608 837 583 • A Corporate Authorised Representative (CAR 1236821) of Lonsec Research Pty Ltd
 • ABN 11 151 658 561 • AFSL 421 445 • This information must be read in conjunction with the Warning, Disclaimer, and disclosure at the end of this document.
 This report supersedes all prior reports.

Outlook

The latest round of economic shutdowns in NSW and Victoria, combined with slowing growth out of China, have had a negative impact on a range of domestic indicators including business confidence, consumer confidence and building approvals. This has resulted in a deterioration in our Australian Equities cyclical signal which now sits at neutral. While we expect some of these indicators to reverse as the two largest states begin to ease restrictions, equity valuations remain elevated suggesting there is less reward on offer for taking risk than in previous re-openings. While we believe the global economic recovery remains largely intact, it is slowing, and this slightly more defensive element in our risk positioning we think is prudent as central banks start to think about removing policy stimulus.

Portfolio at a glance

Designed for

The portfolio is designed to provide investors with a diversified portfolio encompassing ESG and sustainable investment principles to generate growth with some income over the medium term.

Sustainable objectives

1. To outperform the strategic benchmark.
2. Make a positive contribution to the key environmental and social challenges facing society, as measured by the UN's Sustainable Development Goals.

Suggested minimum investment timeframe

5 years

Investment strategy

The portfolio aims to minimise its exposure to sectors and industries widely considered harmful to society or the environment including tobacco, alcohol, gambling, weapons, adult entertainment, uranium and coal mining. They will also actively seek out investment opportunities that have a positive impact on society and the environment through impact investing.

Investment universe

The portfolio invests across a diversified range of Australian equities, global equities, property and infrastructure, fixed interest assets and alternative assets. The portfolio can access such exposures through managed funds and Australian listed securities such as exchange traded funds (ETFs), Exchange Traded Products (ETPs), managed portfolios and cash.

Target exposure



Platform availability

HUB24
Netwealth
Macquarie

IMPORTANT NOTICE: This document is published by Lonsec Investment Solutions Pty Ltd ACN 608 837 583, a Corporate Authorised Representative (CAR 1236821) (LIS) of Lonsec Research Pty Ltd ABN 11 151 658 561 AFSL 421 445 (Lonsec Research). LIS creates the model portfolios it distributes using the investment research provided by Lonsec Research but LIS has not had any involvement in the investment research process for Lonsec Research. LIS and Lonsec Research are owned by Lonsec Holdings Pty Ltd ACN: 151 235 406. Please read the following before making any investment decision about any financial product mentioned in this document.

Disclosure at the date of publication: Lonsec Research receives a fee from the relevant fund manager or product issuer(s) for researching financial products (using objective criteria) which may be referred to in this document. Lonsec Research may also receive a fee from the fund manager or product issuer(s) for subscribing to research content and other Lonsec Research services. LIS receives a fee for providing the model portfolios to financial services organisations and professionals. LIS' and Lonsec Research's fees are not linked to the financial product rating(s) outcome or the inclusion of the financial product(s) in model portfolios. LIS and Lonsec Research and their representatives and/or their associates may hold any financial product(s) referred to in this document, but details of these holdings are not known to the Lonsec Research analyst(s).

Warnings: Past performance is not a reliable indicator of future performance. Returns are prepared and reported using model asset allocations, actual returns may vary depending on platform fees or allocations, and individual holdings. Any express or implied rating or advice presented in this document is limited to general advice and based solely on consideration of the investment merits of the financial product(s) alone, without taking into account the investment objectives, financial situation and particular needs ("financial circumstances") of any particular person. Before making an investment decision based on the rating or advice, the reader must consider whether it is personally appropriate in light of his or her financial circumstances or should seek independent financial advice on its appropriateness. If the financial advice relates to the acquisition or possible acquisition of a particular financial product, the reader should obtain and consider the Investment Statement or the Product Disclosure Statement for each financial product before making any decision about whether to acquire the financial product.

Disclaimer: LIS provides this document for the exclusive use of its clients and for approved distribution as permitted by LIS, it should not be used or relied upon by any other person. No representation, warranty or undertaking is given or made in relation to the accuracy or completeness of the information presented in this document, which is drawn from public information not verified by LIS. The information contained in this document is current as at the date of publication. Financial conclusions, ratings and advice are reasonably held at the time of publication but subject to change without notice. LIS assumes no obligation to update this document following publication. Except for any liability which cannot be excluded, LIS and Lonsec Research, their directors, officers, employees and agents disclaim all liability for any error or inaccuracy in, misstatement or omission from, this document or any loss or damage suffered by the reader or any other person as a consequence of relying upon it.

Copyright © 2021 Lonsec Investment Solutions Pty Ltd ACN: 608 837 583 (LIS). This report may also contain third party supplied material that is subject to copyright. The same restrictions that apply to LIS copyrighted material, apply to such third party content.