

# Lonsec Multi-Asset Managed Portfolios - Conservative

## Portfolio performance - October 2023

	1 mth (%)	3 mth (%)	1 yr (% pa)	3 yr (% pa)	5 yr (% pa)	S.I. (% pa)
Portfolio Total Return*	-1.24	-2.96	3.23	2.58	3.30	4.78
Peer Group Benchmark**	-1.29	-2.87	1.76	1.02	2.11	3.55
Excess Return	0.05	-0.09	1.47	1.56	1.19	1.23

Past performance is not a reliable indicator of future performance. Performance is calculated before taxes, model management and platform fees and are net of underlying investment management fees. For full details of fees, please refer to the relevant platform provider. Performance is notional in nature and the actual performance of individual portfolios may differ to the performance of the Managed Portfolios. Totals presented in this report may not sum due to rounding. \*Performance prior to 1 June 2005 is based on a notional portfolio. \*\*Peer Group Benchmark is based on the FE UT Peer Group Multi-Asset Indices.

## Market review

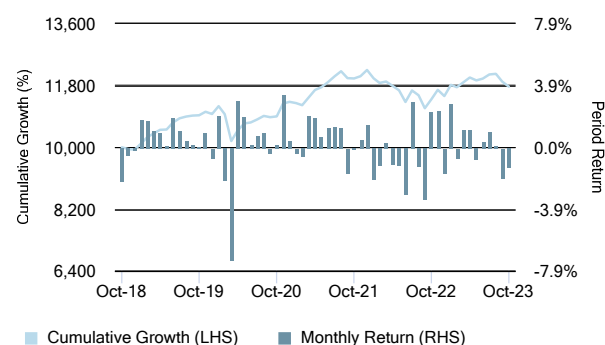
The Australian sharemarket continued its decline in October finishing the month lower by 3.8% with heavy falls in Information Technology, Health Care and Industrials. 10 of the 11 sectors finished in the red, with Utilities finishing October as the only bright spot in the market. Several factors contributed to the drag on returns, including stubborn inflation, rising bond yields, tentative company earnings outlooks and ongoing geo-political tension in the Middle East.

Global equities had another negative month across the board, developed markets outperformed emerging markets counterparts returning -1.0% (MSCI World Ex-Australia Index (AUD)) versus a -2.0% return according to the MSCI Emerging Markets Index (AUD). US equities also declined following the Federal Reserve's stance of a "restrictive" policy until inflation seems to ease.

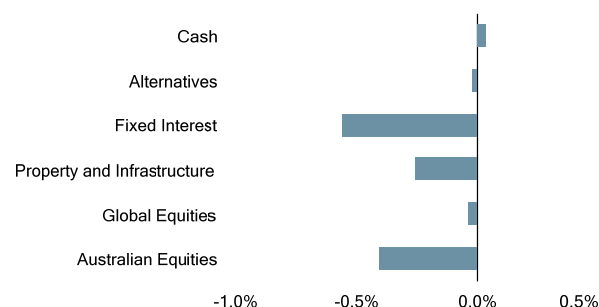
Domestically the A-REIT index (represented by the S&P/ASX 200 A-REIT Accumulation Index) ended the month -5.8% lower. Global REITS (represented by the FTSE EPRA/NAREIT Developed Ex Australia Index (AUD Hedged)) slightly outperformed the local REIT index, albeit still experiencing a significant drawdown of -4.4% during the month. Australian infrastructure finished lower through October, with the S&P/ASX Infrastructure Index TR returning -3.1% for the month.

Michele Bullock has kept the cash rate at 4.10% in her first meeting as Governor of the RBA. The month saw bond yields rise, with Australian 10- and 2- Year Government Bond yield rising by 44bps and 37bps respectively. Unsurprisingly the Bloomberg AusBond Composite 0+ Yr Index returned -1.85%. The US Federal Reserve, who is observing resilient growth, delivered a "hawkish hold" at its meeting on the 1st of November. In contrast, in Europe and the UK, the respective central banks recognise that inflation is proving sticky in its decline. Higher yields have led to mark to market losses in fixed income markets, with the Bloomberg Global Aggregate Index (AUD) returning -0.8% over October.

## Cumulative performance (5 years)



## Performance contribution



Performance contribution measures the absolute contribution of each constituent asset class to the total performance of the portfolio.

### Top 3 contributors to performance

	%
Ardea Real Outcome Fund	0.04
iShares Core Cash ETF	0.02
GQG Partners Global Equity Fund - A Class	0.02

### Bottom 3 contributors to performance

	%
Fidelity Australian Equities Fund	-0.26
Western Asset Australian Bond Fund - Class M	-0.19
Schroder Fixed Income Fund S Class	-0.17

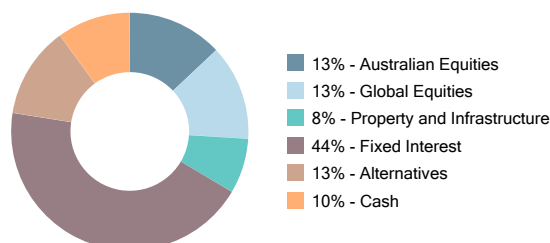
### Portfolio changes

	%
Western Asset Australian Bond Fund - Class M	9%
ATLAS Infrastructure Australian Feeder Fund AUD Hedged Class	-0.5%
iShares Core Cash ETF	-0.5%
Janus Henderson Tactical Income Fund	-4%
Macquarie Income Opportunities Fund	-4%

**We strongly recommend that potential investors read the product disclosure statement or investment statement.**

Lonsec Investment Solutions Pty Ltd • ACN 608 837 583 • A Corporate Authorised Representative (CAR 1236821) of Lonsec Research Pty Ltd  
• ABN 11 151 658 561 • AFSL 421 445 • This information must be read in conjunction with the Warning, Disclaimer, and disclosure at the end of this document.  
This report supersedes all prior reports.

### Asset allocation breakdown



### Portfolio Commentary

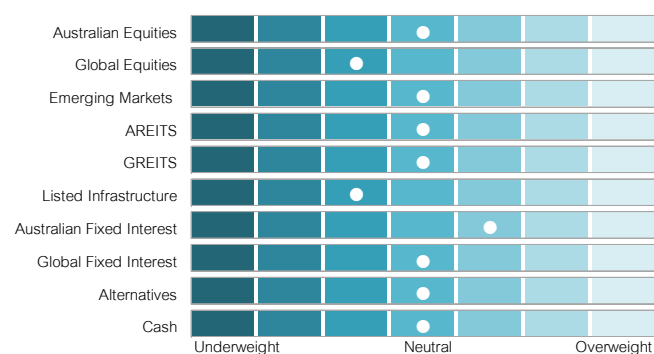
Over the 12 months to October, the portfolio delivered solid absolute returns of 3.23% and outperformed the peer group benchmark by 1.47% in a challenging market environment where inflation, concerns over a 'higher for longer' interest rate environment and increasing Treasury debt issuance affected both equity and bond markets.

For the month of October itself, the portfolio returned -1.24%, outperforming the peer group benchmark. Dynamic asset allocation (DAA) was flat for the month, as the slightly underweight positions in global equities and global listed infrastructure were offset by the slight overweight to Australian fixed income. Manager selection was a strong positive contributor for the month, due to strong relative performance from the equities, property and infrastructure managers, mitigated by weaker returns within the alternatives sleeve.

At a fund level, the top contributor was the Ardea Real Outcome Fund, as the Fund's relative value (RV) strategies delivered a positive outcome for the month, driven primarily by favourable outcomes in RV micro curve positions. Other strong contributors included the GQG Partners Global Equity Fund, which benefited from its US tech stock exposures, and the AB Managed Volatility Equities Fund. The portfolio's exposure to the Janus Henderson Tactical Income Fund was the top performer in fixed interest for the second consecutive month, as the Fund's overweight to credit outperformed in a month where rising rates hurt duration exposures. Within property and infrastructure, all managers outperformed their assigned benchmarks.

In terms of detractors, the Fidelity Australian Equities Fund underperformed for the month, as did the Western Asset Australian Bond Fund and PIMCO Global Bond Fund within fixed interest. Within alternatives, the ILB ETF and Fulcrum Diversified Investments Fund detracted from relative returns.

### Dynamic Asset Allocation Positioning



### Outlook

We believe that we are at the beginning of the end of this economic cycle. However, the duration of this slowdown remains elusive as employment conditions remain robust. Historical US recessions have been as short as two months to as long as 18 months but have averaged ten months overall. As a result, we believe now is the time to be cautious but not outright bearish.

Interest rates will stay higher for longer. Short-term interest rates continue to be influenced by inflation that, in turn, is not falling fast enough because of factors outside Central Banks' control. For example, Reserve Bank of Australia (RBA) rate hikes will not mitigate the inflationary impact of strong immigration pushing up rental prices. For long term interest rates, the unsustainability of the US fiscal path remains a simmering issue, putting upward pressure on long-term interest rates.

Compensation to equity investors is poor for taking on equity risk at this point in the cycle. Equally poor expected earnings growth compounds the disadvantage to equity investors.

During the month we made some changes to fund allocations, to reflect Lonsec's latest Dynamic Asset Allocation positioning.

**We strongly recommend that potential investors read the product disclosure statement or investment statement.**

Lonsec Investment Solutions Pty Ltd • ACN 608 837 583 • A Corporate Authorised Representative (CAR 1236821) of Lonsec Research Pty Ltd  
 • ABN 11 151 658 561 • AFSL 421 445 • This information must be read in conjunction with the Warning, Disclaimer, and disclosure at the end of this document.  
 This report supersedes all prior reports.

## Portfolio at a glance

### Designed for

The portfolio is designed to provide investors with a balance of income and capital growth over the medium to long term through exposure across a range of asset classes and by using several investment managers.

### Investment objective

1.6% p.a. above cash

### Suggested minimum investment timeframe

4 years

### Investment strategy

The portfolio seeks to generate a balance of income and capital returns with lower downside risk than the market. This is achieved by diversifying the portfolio by asset class, investment strategy, fund manager and sources of return.

### Investment universe

The portfolio invests across a diversified range of Australian equities, global equities, property and infrastructure, fixed interest assets and alternative assets. The portfolio can invest in managed funds, Exchange Traded Funds (ETFs) and cash.

### Target exposure

Growth assets	Defensive assets
40%	60%



### Platform availability

BT Panorama  
Macquarie Wrap

**Important Notice:** This document is published by Lonsec Investment Solutions Pty Ltd (LIS) ACN: 608 837 583, a corporate authorised representative (CAR number: 1236821) of Lonsec Research Pty Ltd ABN: 11 151 658 561 AFSL: 421 445 (Lonsec Research). LIS and Lonsec Research are owned by Lonsec Holdings Pty Ltd ACN: 151 235 406. LIS creates the model portfolios it distributes using the investment research provided by Lonsec Research but has not had any involvement in the investment research process for Lonsec Research. Please read the following before making any investment decision about any financial product mentioned in this document.

**Disclosure at the date of publication:** Lonsec Research receives a fee from the relevant fund managers or product issuers for researching financial products (using objective criteria) which may be referred to in this document. Lonsec Research may also receive a fee from the fund manager or product issuer (s) for subscribing to research content and other Lonsec Research services. LIS receives fees for providing investment consulting advice, approved product lists, model portfolios to financial services professionals and other advice to clients. LIS' and Lonsec Research's fees are not linked to the financial product rating(s) outcome or the inclusion of the financial product(s) in model portfolios. LIS, Lonsec Research and/or their associates may hold any financial product(s) referred to in this document, but details of these holdings are not known to the analyst(s).

**Warnings:** Past performance is not a reliable indicator of future performance. Any express or implied rating or advice presented in this document is limited to "general advice" (as defined in the Corporations Act 2001 (Cth)) and based solely on consideration of the investment merits of the financial product(s) alone, without taking into account the investment objectives, financial situation and particular needs ("financial circumstances") of any particular person. Before making an investment decision based on the rating or advice, the reader must consider whether it is personally appropriate in light of their financial circumstances or should seek independent financial advice on its appropriateness. If the advice relates to the acquisition or possible acquisition of a particular financial product, the reader should obtain and consider the Investment Statement or the Product Disclosure Statement for each financial product before making any decision about whether to acquire the financial product.

**Disclaimer:** LIS provides this document for the exclusive use of its clients. It is not intended for use by a retail client or a member of the public and should not be used or relied upon by any other person. No representation, warranty or undertaking is given or made in relation to the accuracy or completeness of the information presented in this document, which is drawn from public information not verified by LIS. Financial conclusions, ratings and advice are given on reasonable grounds held at the time of completion (refer to the date of this document) but subject to change without notice. LIS assumes no obligation to update this document following publication. Except for any liability which cannot be excluded, LIS and Lonsec, their directors, officers, employees and agents disclaim all liability for any error or inaccuracy in, misstatement or omission from, this document or any loss or damage suffered by the reader or any other person as a consequence of relying upon it.

This document is subject to copyright of LIS. Except for the temporary copy held in a computer's cache and a single permanent copy for your personal reference or other than as permitted under the Copyright Act 1968 (Cth), no part of this document may, in any form or by any means (electronic, mechanical, micro-copying, photocopying, recording or otherwise), be reproduced, stored or transmitted without the prior written permission of LIS.

This document may also contain third party supplied material that is subject to copyright. Any such material is the intellectual property of that third party or its content providers. The same restrictions applying above to LIS copyrighted material, applies to such third-party content.

Copyright © 2023 Lonsec Investment Solutions Pty Ltd