

## Lonsec Retirement Managed Portfolios - Balanced

### Portfolio performance - October 2023

	1 mth (%)	3 mth (%)	1 yr (% pa)	3 yr (% pa)	5 yr (% pa)	S.I. (% pa)
Portfolio Total Return*	-1.33	-3.49	4.46	4.71	4.37	6.78
Peer Group Benchmark**	-1.64	-3.92	2.64	3.49	3.70	5.93
Excess Return	0.31	0.43	1.82	1.22	0.67	0.85
Portfolio Income Return	0.03	0.81	3.97	4.33	4.46	4.69
Excess Above Income Objective			-0.03	0.33	0.46	0.69

Past performance is not a reliable indicator of future performance. Performance is calculated before taxes, model management and platform fees and are net of underlying investment management fees. For full details of fees, please refer to the relevant platform provider. Performance is notional in nature and the actual performance of individual portfolios may differ to the performance of the Managed Portfolios. Totals presented in this report may not sum due to rounding. \*Performance prior to 1 June 2013 is based on a notional portfolio. \*\*Peer Group Benchmark is based on the FE UT Peer Group Multi-Asset Indices. Inception date June 2013.

### Market review

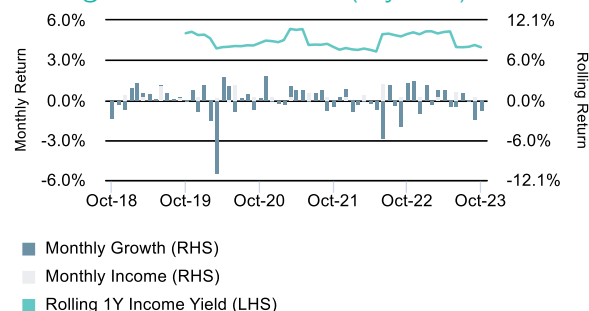
The Australian sharemarket continued its decline in October finishing the month lower by 3.8% with heavy falls in Information Technology, Health Care and Industrials. 10 of the 11 sectors finished in the red, with Utilities finishing October as the only bright spot in the market. Several factors contributed to the drag on returns, including stubborn inflation, rising bond yields, tentative company earnings outlooks and ongoing geo-political tension in the Middle East.

Global equities had another negative month across the board, developed markets outperformed emerging markets counterparts returning -1.0% (MSCI World Ex-Australia Index (AUD)) versus a -2.0% return according to the MSCI Emerging Markets Index (AUD). US equities also declined following the Federal Reserve's stance of a "restrictive" policy until inflation seems to ease.

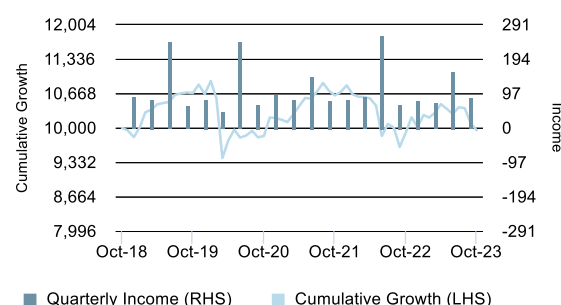
Domestically the A-REIT index (represented by the S&P/ASX 200 A-REIT Accumulation Index) ended the month -5.8% lower. Global REITS (represented by the FTSE EPRA/NAREIT Developed Ex Australia Index (AUD Hedged)) slightly outperformed the local REIT index, albeit still experiencing a significant drawdown of -4.4% during the month. Australian infrastructure finished lower through October, with the S&P/ASX Infrastructure Index TR returning -3.1% for the month.

Michele Bullock has kept the cash rate at 4.10% in her first meeting as Governor of the RBA. The month saw bond yields rise, with Australian 10- and 2- Year Government Bond yield rising by 44bps and 37bps respectively. Unsurprisingly the Bloomberg AusBond Composite 0+ Yr Index returned -1.85%. The US Federal Reserve, who is observing resilient growth, delivered a "hawkish hold" at its meeting on the 1st of November. In contrast, in Europe and the UK, the respective central banks recognise that inflation is proving sticky in its decline. Higher yields have led to mark to market losses in fixed income markets, with the Bloomberg Global Aggregate Index (AUD) returning -0.8% over October.

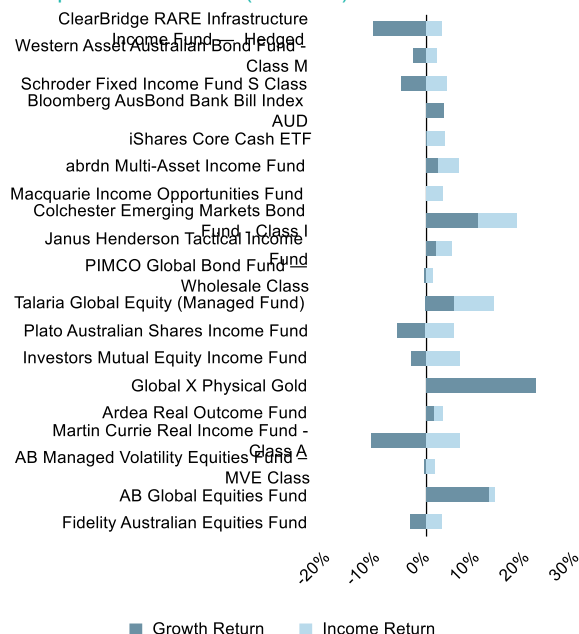
### Income/growth breakdown (5 years)



### Cumulative performance



### Fund performance (1 Year)



We strongly recommend that potential investors read the product disclosure statement or investment statement.

Lonsec Investment Solutions Pty Ltd • ACN 608 837 583 • A Corporate Authorised Representative (CAR 1236821) of Lonsec Research Pty Ltd  
 • ABN 11 151 658 561 • AFSL 421 445 • This information must be read in conjunction with the Warning, Disclaimer, and disclosure at the end of this document.  
 This report supersedes all prior reports.

## Portfolio Commentary

The portfolio returned -1.33% in the month of October, outperforming the peer group benchmark. The 12-month performance remains above the peer group benchmark, with the embedded risk control in the portfolio protecting retirees from the worst of the market volatility throughout the year. The structural overweight to Australian equities (to capture the benefits of franking credits) detracted from returns, as the asset class ended the month 3.8% lower, and underperformed global equities.

Manager selection was positive for the month as select fund managers across all asset classes added to relative returns. The embedded defensive exposures in our Australian equity allocations contributed in an environment where few sectors posted positive returns, and where interest rate sensitive sectors and companies were punished by the market. The AB Managed Volatility Fund was the top contributor, driven by overweights to Spark NZ, Rio Tinto and Medibank. The IML Equity Income Fund also benefited from its exposures to Telstra, Medibank and Aurizon. On the global equity side, the Talaria Global Equity Fund outperformed the global equity benchmark by 0.8%, with the Fund's holding in Sodexo adding the most to relative returns. Within real assets, the Clearbridge RARE Infrastructure Income Fund outperformed its benchmark.

The fixed income managers broadly added to relative returns, led by the Ardea Real Outcome Fund, and Janus Henderson Tactical Income Fund, as the Fund's overweight to credit outperformed in a month where rising rates hurt duration exposures.

The alternatives exposures within the portfolio added to returns over the month. The top contributor was the GOLD ETF, which was up 8.7% for the month as gold prices rose in the face of market volatility. The ETF is now up 22% over the past 12 months. The Colchester Emerging Markets Bond Fund also outperformed the benchmark.

## Outlook

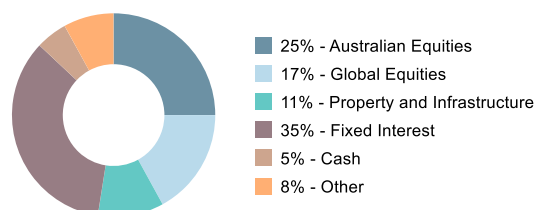
We believe that we are at the beginning of the end of this economic cycle. However, the duration of this slowdown remains elusive as employment conditions remain robust. Historical US recessions have been as short as two months to as long as 18 months but have averaged ten months overall. As a result, we believe now is the time to be cautious but not outright bearish. Interest rates will stay higher for longer.

Short-term interest rates continue to be influenced by inflation that, in turn, is not falling fast enough because of factors outside Central Banks' control. For example, Reserve Bank of Australia (RBA) rate hikes will not mitigate the inflationary impact of strong immigration pushing up rental prices. For long term interest rates, the unsustainability of the US fiscal path remains a simmering issue, putting upward pressure on long-term interest rates.

### Portfolio changes

	%
Schroder Fixed Income Fund S Class	6%
Western Asset Australian Bond Fund - Class M	6%
Ardea Real Outcome Fund	-3%
Janus Henderson Tactical Income Fund	-3%
Schroder Fixed Income Fund	-6%

### Asset allocation breakdown



**We strongly recommend that potential investors read the product disclosure statement or investment statement.**

Lonsec Investment Solutions Pty Ltd • ACN 608 837 583 • A Corporate Authorised Representative (CAR 1236821) of Lonsec Research Pty Ltd  
 • ABN 11 151 658 561 • AFSL 421 445 • This information must be read in conjunction with the Warning, Disclaimer, and disclosure at the end of this document.  
 This report supersedes all prior reports.

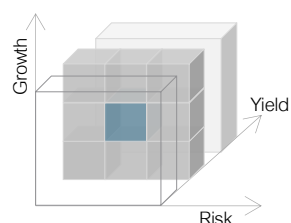
## Portfolio at a glance

The Retirement Managed Portfolios are objectives-based portfolios focused on delivering a sustainable level of income in retirement, as well as generating capital growth. These portfolios have been constructed to provide advisers flexibility in terms of meeting retirees' income and capital objectives, which will vary depending on individual circumstances and lifestyle goals.

### Designed for

The portfolio is designed for investors focused on income and a moderate level of capital growth, with a focus on managing for risks such as market and inflation risk.

## Retirement Portfolio Balanced



- Consistent income
- Some growth
- Focus on capital stability

### Portfolio income objective

4.0% p.a.

### Suggested minimum investment timeframe

4 years

### Investment strategy

The portfolio seeks to generate competitive income and capital returns with lower downside risk than the market. This is achieved by diversifying the portfolios by asset class, investment strategy, fund managers and sources of return.

The objectives-based nature of the portfolios means that they have a greater focus on absolute rather than relative performance. They are designed to reduce risks that are particularly relevant to retirees, such as capital drawdown risk, which can materially impact the longevity of a retirement portfolio, particularly in the early stages of transitioning from superannuation to pension phase of investing.

### Investment universe

The portfolio invests across a diversified range of Australian equities, global equities, property and infrastructure, and fixed interest assets. The portfolios may also invest in alternative assets. The portfolios can invest in managed funds, listed securities, managed portfolios, Exchange Traded Funds (ETFs) and cash.

### Target exposure



### Platform availability

AMP MyNorth  
BT Panorama  
HUB24  
Macquarie Wrap  
Netwealth

**Important Notice:** This document is published by Lonsec Investment Solutions Pty Ltd (LIS) ACN: 608 837 583, a corporate authorised representative (CAR number: 1236821) of Lonsec Research Pty Ltd ABN: 11 151 658 561 AFSL: 421 445 (Lonsec Research). LIS and Lonsec Research are owned by Lonsec Holdings Pty Ltd ACN: 151 235 406. LIS creates the model portfolios it distributes using the investment research provided by Lonsec Research but has not had any involvement in the investment research process for Lonsec Research. Please read the following before making any investment decision about any financial product mentioned in this document.

**Disclosure at the date of publication:** Lonsec Research receives a fee from the relevant fund managers or product issuers for researching financial products (using objective criteria) which may be referred to in this document. Lonsec Research may also receive a fee from the fund manager or product issuer (s) for subscribing to research content and other Lonsec Research services. LIS receives fees for providing investment consulting advice, approved product lists, model portfolios to financial services professionals and other advice to clients. LIS' and Lonsec Research's fees are not linked to the financial product rating(s) outcome or the inclusion of the financial product(s) in model portfolios. LIS, Lonsec Research and/or their associates may hold any financial product(s) referred to in this document, but details of these holdings are not known to the analyst(s).

**Warnings:** Past performance is not a reliable indicator of future performance. Any express or implied rating or advice presented in this document is limited to "general advice" (as defined in the Corporations Act 2001 (Cth)) and based solely on consideration of the investment merits of the financial product(s) alone, without taking into account the investment objectives, financial situation and particular needs ("financial circumstances") of any particular person. Before making an investment decision based on the rating or advice, the reader must consider whether it is personally appropriate in light of their financial circumstances or should seek independent financial advice on its appropriateness. If the advice relates to the acquisition or possible acquisition of a particular financial product, the reader should obtain and consider the Investment Statement or the Product Disclosure Statement for each financial product before making any decision about whether to acquire the financial product.

**Disclaimer:** LIS provides this document for the exclusive use of its clients. It is not intended for use by a retail client or a member of the public and should not be used or relied upon by any other person. No representation, warranty or undertaking is given or made in relation to the accuracy or completeness of the information presented in this document, which is drawn from public information not verified by LIS. Financial conclusions, ratings and advice are given on reasonable grounds held at the time of completion (refer to the date of this document) but subject to change without notice. LIS assumes no obligation to update this document following publication. Except for any liability which cannot be excluded, LIS and Lonsec, their directors, officers, employees and agents disclaim all liability for any error or inaccuracy in, misstatement or omission from, this document or any loss or damage suffered by the reader or any other person as a consequence of relying upon it.

This document is subject to copyright of LIS. Except for the temporary copy held in a computer's cache and a single permanent copy for your personal reference or other than as permitted under the Copyright Act 1968 (Cth), no part of this document may, in any form or by any means (electronic, mechanical, micro-copying, photocopying, recording or otherwise), be reproduced, stored or transmitted without the prior written permission of LIS.

This document may also contain third party supplied material that is subject to copyright. Any such material is the intellectual property of that third party or its content providers. The same restrictions applying above to LIS copyrighted material, applies to such third-party content.