

Lonsec Listed Managed Portfolios - Growth

Portfolio performance - November 2023

	1 mth (%)	3 mth (%)	1 yr (% pa)	3 yr (% pa)	5 yr (% pa)	S.I. (% pa)
Portfolio Total Return*	3.80	-1.51	3.98	4.42	6.76	7.60
Peer Group Benchmark**	3.92	-0.96	3.94	4.36	5.86	6.51
Excess Return	-0.12	-0.55	0.04	0.06	0.90	1.09

Past performance is not a reliable indicator of future performance. Performance is calculated before taxes, model management and platform fees and are net of underlying investment management fees. For full details of fees, please refer to the relevant platform provider. Performance is notional in nature and the actual performance of individual portfolios may differ to the performance of the Managed Portfolios. Totals presented in this report may not sum due to rounding. *Performance prior to 1 December 2010 is based on a notional portfolio. **Peer Group Benchmark is based on the FE UT Peer Group Multi-Asset Indices.

Market review

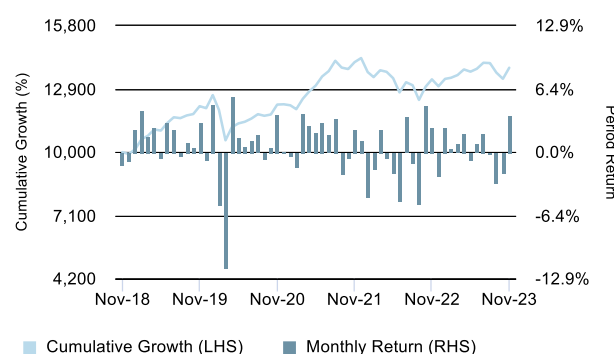
The Australian share market rebounded strongly in November, up 5% after a series of negative months. All sectors apart from Energy (-7%), Utilities (-6%) and Consumer Staples (-1%) posted positive returns. The best performing sectors for the month were Health Care (+12%), Real Estate (+11%) and Information Technology (+7%).

Global equity markets rallied strongly in November (in local currency terms), with the US climbing 9%, and European indices gaining between 2% and 10%. The Japanese Nikkei also rose, returning 9% for the month. The MSCI World ex Australia benchmark gained 5% in AUD terms, as the currency strengthened by 4% against the US dollar.

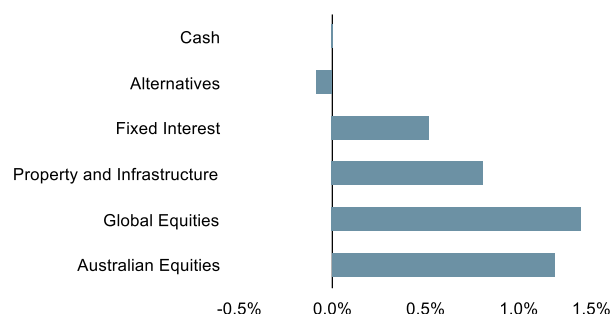
Listed real estate and infrastructure benefited from easing fears over inflation and further rate hikes, outperforming broader equity markets in November, after underperforming for much of 2023. Within REITs, the S&P/ASX 200 A-REIT Accumulation Index and the FTSE EPRA/NAREIT Developed Ex Australia Index (AUD Hedged) returned 11% and 9%, respectively over the month. The Global Infrastructure sector (as represented by the FTSE Global Core Infrastructure 50/50 Index (AUD Hedged)) finished 6% higher for November.

The RBA increased the cash rate to 4.35% in November, however weakening economic data and indications from the US Fed that rate hikes may be on hold pulled local yields lower. 10-year yields fell 56bps for the month, ending November at 4.36%. US bond yields ended November lower, down 60bps to 4.33%. This represented a significant fall from the 5% levels seen in October, and reflected the rapid change in sentiment around the timing and direction of the Fed's rate moves, and the possibility of multiple rate cuts in 2024. The domestic and global fixed interest indices rose over the month, but underperformed equity markets, with the Bloomberg AusBond Composite 0+ Years Index gaining 3.0% and the Bloomberg Global Aggregate Index (AUD Hedged) rising 3.2%.

Cumulative performance (5 years)



Performance contribution



Performance contribution measures the absolute contribution of each constituent asset class to the total performance of the portfolio.

Top 3 contributors to performance	%
Lonsec SMA - Core	1.18
Betashares Global Shares Currency Hedged ETF	0.68
VanEck MSCI International Quality ETF	0.38

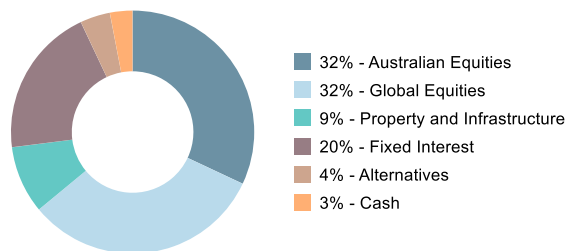
Bottom 3 contributors to performance	%
Global X Physical Gold	-0.08
ActiveX Ardea Real Outcome Bond Fund (Managed Fund)	0.00
iShares Global Consumer Staples ETF	0.00

Portfolio changes	%
Betashares Global Shares Currency Hedged ETF	8%
Barrow Hanley Global Share Fund (Managed Fund)	1%
Vanguard MSCI Index International Shares ETF	-9%

We strongly recommend that potential investors read the product disclosure statement or investment statement.

Lonsec Investment Solutions Pty Ltd • ACN 608 837 583 • A Corporate Authorised Representative (CAR 1236821) of Lonsec Research Pty Ltd
 • ABN 11 151 658 561 • AFSL 421 445 • This information must be read in conjunction with the Warning, Disclaimer, and disclosure at the end of this document.
 This report supersedes all prior reports.

Asset allocation breakdown



Portfolio Commentary

The portfolio returned 3.8% in November, slightly underperforming the peer group benchmark. All the major asset classes generated positive returns for the month, as cooling inflation data and indications from central bankers across the world that the rate hike cycle is complete fuelled a rally in both growth and defensive assets. Rolling year portfolio returns have turned positive and are 4bps ahead of the peer group benchmark. Longer term returns remain well above the portfolio's cash plus benchmark.

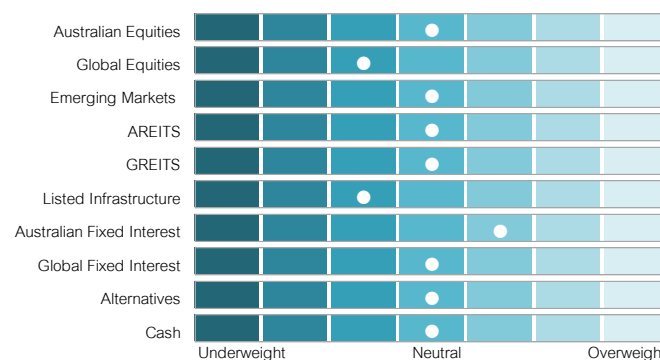
The portfolio's developed markets equities allocation generated mixed returns against the benchmark for November, with the strongest returns coming from the recently added Betashares Global Shares Currency Hedged ETF (+8.5%), which outperformed the unhedged benchmark as the AUD strengthened. The iShares Consumer Staples ETF (-0.2%), and Barrow Hanley Global Share Fund (+1.7%) underperformed the index. The portfolio's emerging markets exposure generated positive returns in November (+3.0%), as EMMG performed in line with the emerging markets benchmark.

The portfolio's Listed property exposures (VAP and RCAP) rallied strongly during November, returning 10.8% and 8.9% respectively over the month, while IFRA returned 7.4%. The GOLD ETF (-2.1%) fell as gold prices declined during the month, but remains up 17% for the past 12 months.

In Australian equities, the overall allocation underperformed the benchmark. This was primarily driven by the portfolio's exposure to Santos, which fell due to weakening oil prices. Key contributors for the month were CSL, which reiterated positive earnings growth and R&D initiatives during the month and Resmed. MVR (+0.5%) underperformed the broader market for the month.

The portfolio's fixed income allocations were mixed against the benchmark, as the shorter duration exposures underperformed in a month when yields fell sharply, benefiting funds with duration exposure. All funds posted positive absolute returns for the month, with the top performer being the Betashares Western Asset Australian Bond Fund ETF (+3%).

Dynamic Asset Allocation Positioning



Outlook

We believe that macroeconomic conditions continue to decelerate, consistent with our ongoing thesis that we have entered the end of this cycle. However, beyond just trying to identify the point where we will begin to shift our portfolios into more of a defensive posture, we note that the cycle is impacting different groups, regions and even stocks, differently. Without a consensus or majority of factors moving negatively and few signs that this "muddle through" situation breaks into a definitive trend, we continue to hold a cautious but not bearish stance on markets.

During the month we made changes to the portfolios' currency hedging positioning within global equities. Refer to the relevant portfolio change reports for further details.

We strongly recommend that potential investors read the product disclosure statement or investment statement.

Lonsec Investment Solutions Pty Ltd • ACN 608 837 583 • A Corporate Authorised Representative (CAR 1236821) of Lonsec Research Pty Ltd
 • ABN 11 151 658 561 • AFSL 421 445 • This information must be read in conjunction with the Warning, Disclaimer, and disclosure at the end of this document.
 This report supersedes all prior reports.

Portfolio at a glance

Designed for

The portfolio is designed to provide investors with capital growth over the medium term through exposure across a range of asset classes by investing in listed securities.

Investment objective

3.2% p.a. above cash

Suggested minimum investment timeframe

6 years

Investment strategy

The portfolio invests in a mix of income and growth assets, which may include Australian and global equities, property and infrastructure, fixed interest and income securities, alternative assets and cash.

Investment universe

The portfolio invests across a diversified range of Australian equities, global equities, property and infrastructure, fixed interest assets alternative assets.

The portfolio can access such exposure through Australian Listed Securities including Exchange Traded Funds (ETFs), Exchange Traded Products (ETPs) such as Listed Investment Companies (LICs) and Listed Investment Trusts (LITs), Exchange Traded Bonds (XTBs) and Exchange Traded Hybrids, Separately Managed Accounts (SMAs) and cash.

Target exposure

Growth assets	Defensive assets
80%	20%

Platform availability

BT Panorama
HUB24
Macquarie Wrap
Netwealth
Praemium
CFS Firstwrap
AMP North

Important Notice: This document is published by Lonsec Investment Solutions Pty Ltd (LIS) ACN: 608 837 583, a corporate authorised representative (CAR number: 1236821) of Lonsec Research Pty Ltd ABN: 11 151 658 561 AFSL: 421 445 (Lonsec Research). LIS and Lonsec Research are owned by Lonsec Holdings Pty Ltd ACN: 151 235 406. LIS creates the model portfolios it distributes using the investment research provided by Lonsec Research but has not had any involvement in the investment research process for Lonsec Research. Please read the following before making any investment decision about any financial product mentioned in this document.

Disclosure at the date of publication: Lonsec Research receives a fee from the relevant fund managers or product issuers for researching financial products (using objective criteria) which may be referred to in this document. Lonsec Research may also receive a fee from the fund manager or product issuer (s) for subscribing to research content and other Lonsec Research services. LIS receives fees for providing investment consulting advice, approved product lists, model portfolios to financial services professionals and other advice to clients. LIS' and Lonsec Research's fees are not linked to the financial product rating(s) outcome or the inclusion of the financial product(s) in model portfolios. LIS, Lonsec Research and/or their associates may hold any financial product(s) referred to in this document, but details of these holdings are not known to the analyst(s).

Warnings: Past performance is not a reliable indicator of future performance. Any express or implied rating or advice presented in this document is limited to "general advice" (as defined in the Corporations Act 2001 (Cth)) and based solely on consideration of the investment merits of the financial product(s) alone, without taking into account the investment objectives, financial situation and particular needs ("financial circumstances") of any particular person. Before making an investment decision based on the rating or advice, the reader must consider whether it is personally appropriate in light of their financial circumstances or should seek independent financial advice on its appropriateness. If the advice relates to the acquisition or possible acquisition of a particular financial product, the reader should obtain and consider the Investment Statement or the Product Disclosure Statement for each financial product before making any decision about whether to acquire the financial product.

Disclaimer: LIS provides this document for the exclusive use of its clients. It is not intended for use by a retail client or a member of the public and should not be used or relied upon by any other person. No representation, warranty or undertaking is given or made in relation to the accuracy or completeness of the information presented in this document, which is drawn from public information not verified by LIS. Financial conclusions, ratings and advice are given on reasonable grounds held at the time of completion (refer to the date of this document) but subject to change without notice. LIS assumes no obligation to update this document following publication. Except for any liability which cannot be excluded, LIS and Lonsec, their directors, officers, employees and agents disclaim all liability for any error or inaccuracy in, misstatement or omission from, this document or any loss or damage suffered by the reader or any other person as a consequence of relying upon it.

This document is subject to copyright of LIS. Except for the temporary copy held in a computer's cache and a single permanent copy for your personal reference or other than as permitted under the Copyright Act 1968 (Cth), no part of this document may, in any form or by any means (electronic, mechanical, micro-copying, photocopying, recording or otherwise), be reproduced, stored or transmitted without the prior written permission of LIS.

This document may also contain third party supplied material that is subject to copyright. Any such material is the intellectual property of that third party or its content providers. The same restrictions applying above to LIS copyrighted material, applies to such third-party content.