

Lonsec Retirement Managed Portfolios - Growth

Portfolio performance - November 2023

	1 mth (%)	3 mth (%)	1 yr (% pa)	3 yr (% pa)	5 yr (% pa)	S.I. (% pa)
Portfolio Total Return*	3.16	-1.22	4.23	5.63	5.84	7.68
Peer Group Benchmark**	3.92	-0.96	3.94	4.36	5.86	7.40
Excess Return	-0.76	-0.26	0.29	1.27	-0.02	0.28
Portfolio Income Return	0.01	0.73	4.03	4.46	4.70	4.83
Excess Above Income Objective			0.03	0.46	0.70	0.83

Past performance is not a reliable indicator of future performance. Performance is calculated before taxes, model management and platform fees and are net of underlying investment management fees. For full details of fees, please refer to the relevant platform provider. Performance is notional in nature and the actual performance of individual portfolios may differ to the performance of the Managed Portfolios. Totals presented in this report may not sum due to rounding. *Performance prior to 1 June 2013 is based on a notional portfolio. **Peer Group Benchmark is based on the FE UT Peer Group Multi-Asset Indices. Inception date June 2013

Market review

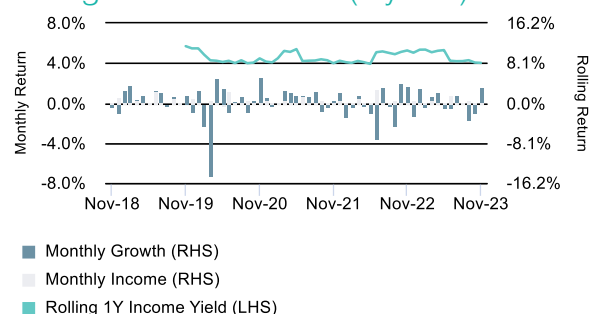
The Australian sharemarket rebounded in November finishing the month 5.1% higher. Leading the market upward were Health Care (11.7%) and Real Estate (11.0%). Most sectors finished the month positive, with the exception of Consumer Staples, Energy and Utilities. Markets were supported by indications of inflation slowing at a decent pace and interest rate potentially peaking, finishing the month with the strongest return for the index since January. Energy stocks were hit by the significant drop in oil prices over the month, partly due to the Chinese economy continuing to struggle.

Global equity markets gained in November, rebounding from October lows. Developed markets outperformed emerging market counterparts returning 4.4% (MSCI World Ex-Australia Index (AUD)) versus a 3.1% return according to the MSCI Emerging Markets Index (AUD). US markets also gained. The S&P500 finished up 9.1% and the Nasdaq up 10.8% as the Federal Reserve showed signs of ending rate hikes.

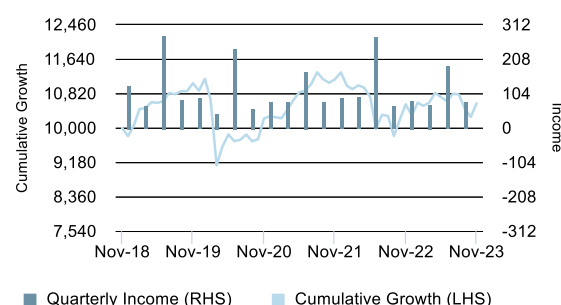
The S&P/ASX 200 A-REIT Accumulation index advanced during November, with the index finishing the month 11.0% higher. Global real estate equities (represented by the FTSE EPRA/NAREIT Developed Ex Australia Index (AUD Hedged)) also finished strongly, advancing 9.0% for the month. The Global Infrastructure sector (as represented by the FTSE Global Core Infrastructure 50/50 NR Index (AUD Hedged)) finished 6.4% higher.

After four months of rate hike respite, the RBA lifted the official cash rate by 25 basis points to 4.35% following latest inflation data and economic indicators. Over the course of the month, bond yields fell steadily with Australian 2- and 10- Year Bond yields falling by 35bps and 52bps respectively. The Australian bond market, as measured by the Bloomberg AusBond Composite 0+ Yr Index, rose 2.97%. November brought a large recovery in global bond markets as well, with the Bloomberg Global Aggregate Index (AUD) returning 3.2% over October.

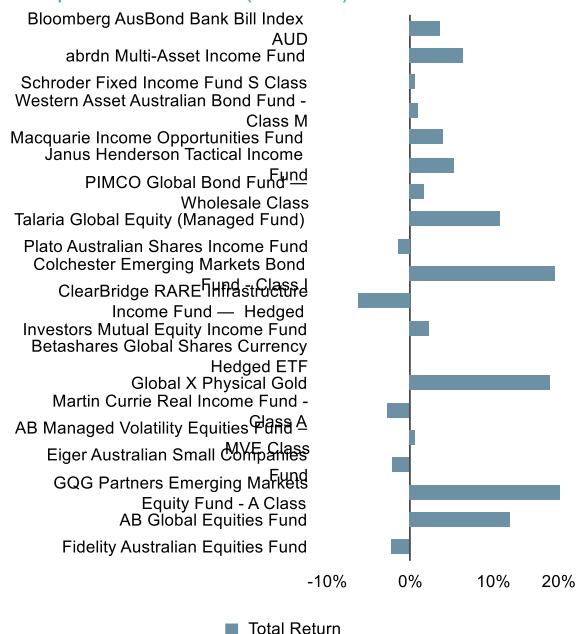
Income/growth breakdown (5 years)



Cumulative performance



Fund performance (1 Year)



We strongly recommend that potential investors read the product disclosure statement or investment statement.

Lonsec Investment Solutions Pty Ltd • ACN 608 837 583 • A Corporate Authorised Representative (CAR 1236821) of Lonsec Research Pty Ltd
• ABN 11 151 658 561 • AFSL 421 445 • This information must be read in conjunction with the Warning, Disclaimer, and disclosure at the end of this document.
This report supersedes all prior reports.

Portfolio Commentary

The portfolio returned 3.16% in the month of November, underperforming the peer group benchmark. The 12-month performance remains above the peer group benchmark, with the embedded risk control in the portfolio protecting retirees from the worst of the market volatility throughout the year. The structural overweight to Australian equities (to capture the benefits of franking credits) added to returns, as the asset class ended the month 5.1% higher and outperformed global equities.

Manager selection detracted from relative returns for the month as strong performance within alternatives was offset by weaker performance in domestic and global equities. The embedded defensive exposures in our Australian equity allocations detracted in an environment where the market rebounded strongly and more growth-oriented strategies performed well.

The recently added Betashares Global Shares Currency Hedged ETF was the top contributor, up 8.5% for the month on the back of a strengthening AUD, outperforming the unhedged benchmark. Offsetting this was the Talaria Global Equity Fund, which was affected by Alibaba's cancellation of its IPO during November. On the Australian equities side, the AB Managed Volatility Fund underperformed for the month on the back of its Healthcare and Financials exposures. The IML Equity Income Fund also underperformed, driven by its holding in Tabcorp which fell 7.1%. Within real assets, the Clearbridge RARE Infrastructure Income Fund underperformed its benchmark, as did the Martin Currie Real Income Fund.

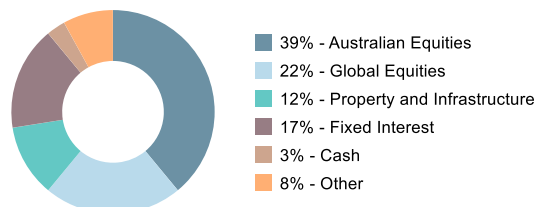
The fixed income managers were mixed against their benchmarks, led by the Western Asset Australian Bond Fund and Schroder Fixed Income Fund. The Janus Henderson Tactical Income Fund underperformed for the month, after a period of strong performance while yields rose.

The alternatives exposures within the portfolio added to returns over the month. The top contributor was the abrdn Multi-Asset Income Fund, followed by the Colchester Emerging Markets Bond Fund. The GOLD ETF (-2.1%) fell as gold prices declined during the month, but remains up 17% for the past 12 months.

Outlook

We believe that macroeconomic conditions continue to decelerate, consistent with our ongoing thesis that we have entered the end of this cycle. However, beyond just trying to identify the point where we will begin to shift our portfolios into more of a defensive posture, we note that the cycle is impacting different groups, regions and even stocks, differently. Without a consensus or majority of factors moving negatively and few signs that this "muddle through" situation breaks into a definitive trend, we continue to hold a cautious but not bearish stance on markets.

Asset allocation breakdown



Portfolio changes

	%
Betashares Global Shares Currency Hedged ETF	4.5%
AB Global Equities Fund	-4.5%

We strongly recommend that potential investors read the product disclosure statement or investment statement.

Lonsec Investment Solutions Pty Ltd • ACN 608 837 583 • A Corporate Authorised Representative (CAR 1236821) of Lonsec Research Pty Ltd
 • ABN 11 151 658 561 • AFSL 421 445 • This information must be read in conjunction with the Warning, Disclaimer, and disclosure at the end of this document.
 This report supersedes all prior reports.

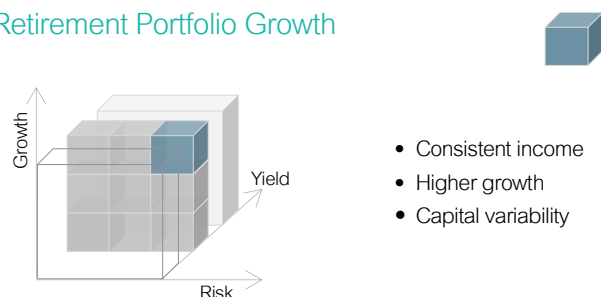
Portfolio at a glance

The Retirement Managed Portfolios are objectives-based portfolios focused on delivering a sustainable level of income in retirement, as well as generating capital growth. These portfolios have been constructed to provide advisers flexibility in terms of meeting retirees' income and capital objectives, which will vary depending on individual circumstances and lifestyle goals.

Designed for

The portfolio is designed for investors focused on income and a high level of capital growth, with a focus on managing for risks such as market and inflation risk.

Retirement Portfolio Growth



Portfolio income objective

4.0% p.a.

Suggested minimum investment timeframe

5 years

Investment strategy

The portfolio seeks to generate competitive income and capital returns with lower downside risk than the market. This is achieved by diversifying the portfolios by asset class, investment strategy, fund managers and sources of return.

The objectives-based nature of the portfolios means that they have a greater focus on absolute rather than relative performance. They are designed to reduce risks that are particularly relevant to retirees, such as capital drawdown risk, which can materially impact the longevity of a retirement portfolio, particularly in the early stages of transitioning from superannuation to pension phase of investing.

Investment universe

The portfolio invests across a diversified range of Australian equities, global equities, property and infrastructure, and fixed interest assets. The portfolios may also invest in alternative assets. The portfolios can invest in managed funds, listed securities, managed portfolios, Exchange Traded Funds (ETFs) and cash.

Target exposure

Growth assets	Defensive assets
80%	20%

Platform availability

AMP MyNorth
BT Panorama
HUB24
Macquarie Wrap
Netwealth

Important Notice: This document is published by Lonsec Investment Solutions Pty Ltd (LIS) ACN: 608 837 583, a corporate authorised representative (CAR number: 1236821) of Lonsec Research Pty Ltd ABN: 11 151 658 561 AFSL: 421 445 (Lonsec Research). LIS and Lonsec Research are owned by Lonsec Holdings Pty Ltd ACN: 151 235 406. LIS creates the model portfolios it distributes using the investment research provided by Lonsec Research but has not had any involvement in the investment research process for Lonsec Research. Please read the following before making any investment decision about any financial product mentioned in this document.

Disclosure at the date of publication: Lonsec Research receives a fee from the relevant fund managers or product issuers for researching financial products (using objective criteria) which may be referred to in this document. Lonsec Research may also receive a fee from the fund manager or product issuer (s) for subscribing to research content and other Lonsec Research services. LIS receives fees for providing investment consulting advice, approved product lists, model portfolios to financial services professionals and other advice to clients. LIS' and Lonsec Research's fees are not linked to the financial product rating(s) outcome or the inclusion of the financial product(s) in model portfolios. LIS, Lonsec Research and/or their associates may hold any financial product(s) referred to in this document, but details of these holdings are not known to the analyst(s).

Warnings: Past performance is not a reliable indicator of future performance. Any express or implied rating or advice presented in this document is limited to "general advice" (as defined in the Corporations Act 2001 (Cth)) and based solely on consideration of the investment merits of the financial product(s) alone, without taking into account the investment objectives, financial situation and particular needs ("financial circumstances") of any particular person. Before making an investment decision based on the rating or advice, the reader must consider whether it is personally appropriate in light of their financial circumstances or should seek independent financial advice on its appropriateness. If the advice relates to the acquisition or possible acquisition of a particular financial product, the reader should obtain and consider the Investment Statement or the Product Disclosure Statement for each financial product before making any decision about whether to acquire the financial product.

Disclaimer: LIS provides this document for the exclusive use of its clients. It is not intended for use by a retail client or a member of the public and should not be used or relied upon by any other person. No representation, warranty or undertaking is given or made in relation to the accuracy or completeness of the information presented in this document, which is drawn from public information not verified by LIS. Financial conclusions, ratings and advice are given on reasonable grounds held at the time of completion (refer to the date of this document) but subject to change without notice. LIS assumes no obligation to update this document following publication. Except for any liability which cannot be excluded, LIS and Lonsec, their directors, officers, employees and agents disclaim all liability for any error or inaccuracy in, misstatement or omission from, this document or any loss or damage suffered by the reader or any other person as a consequence of relying upon it.

This document is subject to copyright of LIS. Except for the temporary copy held in a computer's cache and a single permanent copy for your personal reference or other than as permitted under the Copyright Act 1968 (Cth), no part of this document may, in any form or by any means (electronic, mechanical, micro-copying, photocopying, recording or otherwise), be reproduced, stored or transmitted without the prior written permission of LIS.

This document may also contain third party supplied material that is subject to copyright. Any such material is the intellectual property of that third party or its content providers. The same restrictions applying above to LIS copyrighted material, applies to such third-party content.