

# Lonsec Sustainable Managed Portfolios - Growth

## Portfolio performance – December 2023

	1 mth (%)	3 mth (%)	1 yr (% pa)	3 yr (% pa)	5 yr (% pa)	S.I. (% pa)
Portfolio Total Return*	4.99	7.20	12.31	5.75	-	5.80
Peer Group Benchmark**	3.72	5.51	10.52	5.28	-	5.49
Excess Return	1.27	1.69	1.79	0.47	-	0.31

Past performance is not a reliable indicator of future performance. Performance is calculated before taxes, model management and platform fees and are net of underlying investment management fees. For full details of fees, please refer to the relevant platform provider. Performance is notional in nature and the actual performance of individual portfolios may differ to the performance of the Managed Portfolios. Totals presented in this report may not sum due to rounding. \*Inception date December 2020. \*\*Peer Group Benchmark is based on the FE UT Peer Group Multi-Asset Indices.

## Market review

The Australian market had a strong month in December, finishing 7.2% higher with all 11 sectors posting positive returns. Investors also see potential for rate cuts from central banks in 2024, and these factors contributed to the monthly return. Leading the market higher were Property (11.5%), Healthcare (9.8%) and Materials (8.8%), while Energy and, Utilities were laggards.

Global equity markets rallied into the end of the year on easing inflation data. Developed markets continued to outperform emerging markets returning 1.8% (MSCI World Ex-Australia Index (AUD)) versus a 1.0% return according to the MSCI Emerging Markets Index (AUD).

The S&P/ASX 300 A-REIT Accumulation index finished the year strongly during December, with the index finishing 11.4% higher. Global real estate equities (represented by the FTSE EPRA/NAREIT Developed Ex Australia Index (AUD Hedged)) also performed well, advancing 8.3% for the month. The Global Infrastructure sector (as represented by the FTSE Global Core Infrastructure 50/50 Index (AUD Hedged)) finished 3.3% higher for the month.

The RBA kept the cash rate on hold at 4.35% in its final meeting of 2023, although remained less dovish about rate cuts in 2024 compared to other central banks. The Australian 2-Year Bond yield edged down by 40bps, while the 10-Year yield fell by 45bps as investors digested the mixed signals of a steady cash rate against potential inflation concerns. The Bloomberg AusBond Composite 0+ Yr Index benefited in December returning a robust 2.7% and 5.1% over calendar year. In the global bond markets, most developed government bond yields were swept up in the dovish Fed Governors speech and the surprise reveal of three rate cuts in the second half of 2024. As a result, the Bloomberg Global Aggregate TR Index (AUD Hedged) returned 3.0% and for the year to December, the bond index was up 5.3%.

## Sustainable impact\*

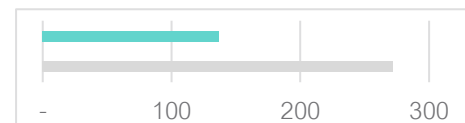
As at September 2023

■ Lonsec Sustainable Growth ■ Proxy Benchmark



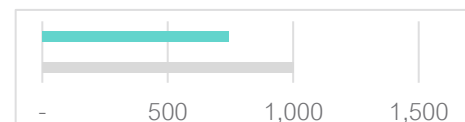
### Carbon Efficiency

Tonnes of Scope 1 & 2 carbon emissions<sup>1</sup> per \$1m revenue




### Waste Efficiency

Tonnes of waste generated per \$1m revenue



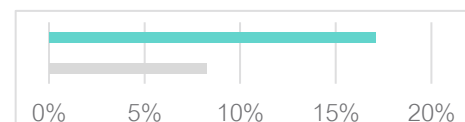
### Water Efficiency

Thousand cubic metres fresh water used per \$1m revenue



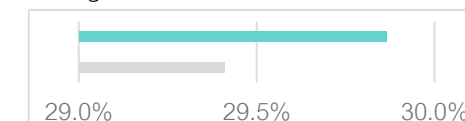
### Environmental Good

Portfolio revenues allocated to environmental solutions defined by the UN SDGs



### Gender Equality

Percentage of women in boards and top management



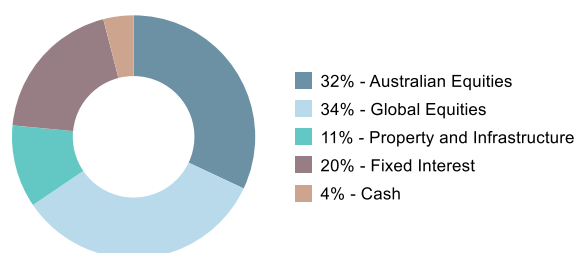
<sup>1</sup> Scope 1 covers emissions from sources that an organisation owns or controls directly. Scope 2 are emissions that a company causes indirectly when the energy it purchases and uses is produced.

\* Source: Impact Cubed. Proxy benchmark and portfolio data based on Lonsec's Strategic Asset Allocation, excluding cash & fixed income.

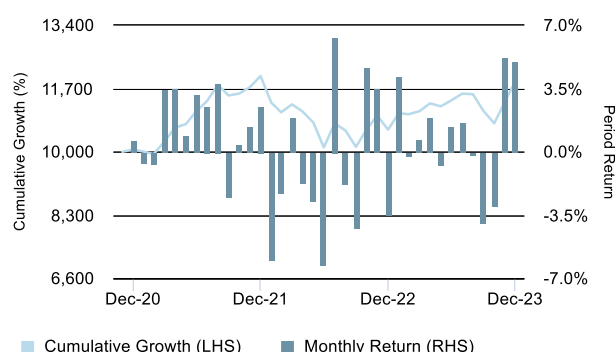
**We strongly recommend that potential investors read the product disclosure statement or investment statement.**

Lonsec Investment Solutions Pty Ltd • ACN 608 837 583 • A Corporate Authorised Representative (CAR 1236821) of Lonsec Research Pty Ltd  
• ABN 11 151 658 561 • AFSL 421 445 • This information must be read in conjunction with the Warning, Disclaimer, and disclosure at the end of this document.  
This report supersedes all prior reports.

### Asset allocation breakdown



### Cumulative performance (5 years)



#### Top 3 contributors to performance

	%
Alphinity Sustainable Share Fund	0.69
iShares Core MSCI Australia ESG ETF	0.55
Nanuk New World Fund (Currency Hedged)	0.54

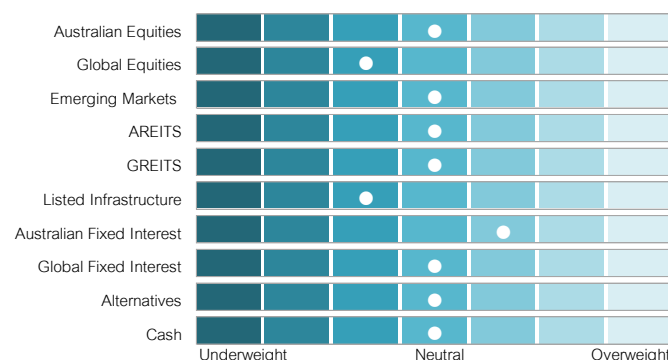
#### Bottom 3 contributors to performance

	%
Bloomberg AusBond Bank Bill Index AUD	0.01
Janus Henderson Tactical Income Fund	0.06
iShares ESG Screened Global Bond Index Fund (Class D)	0.09

#### Portfolio changes

	%
Nanuk New World Fund (Currency Hedged)	8%
AXA IM Sustainable Equity Fund	-8%

### Dynamic Asset Allocation Positioning



### Portfolio Commentary

The portfolio returned 4.99% for the month of December, strongly outperforming the peer group benchmark. Dynamic asset allocation (DAA) had a slight negative impact on performance, as the slightly underweight positions in global equities and global listed infrastructure were offset by the slight overweight to Australian fixed income, in a month where growth assets rallied strongly.

Manager selection contributed to relative returns for the month, as underperformance within domestic equities and global listed property was offset by outperformance across the remaining asset classes. The strongest relative returns were generated by the recently added Nanuk New World Fund (Currency Hedged), which outperformed the unhedged benchmark on the back of a strengthening AUD. Other strong performers included the Impax Sustainable Leaders Fund and the Pengana WHEB Sustainable Impact Fund, the latter of which benefited from its Resource Efficiency and Health themes. The top performing fixed income fund was the PIMCO ESG Global Bond Fund.

The top detractor from performance in December was the VanEck Australian Property ETF, which underperformed the AREIT benchmark as the sector rallied strongly over the month. The Australian Ethical Australian Shares Fund also underperformed, due to Materials and Health Care exposures.

### Outlook

We believe that a soft landing is decidedly more optimistic at this point of the cycle, and we are reflecting this in our portfolios. We agree with the market that central banks are likely to ease their monetary policies, but not at the rates currently shown by market pricing. Persistent inflation will temper central bank actions. Unless there is any unexpected inflation surprise, policy rates have probably peaked in most developed markets.

On the horizon, keep an eye on the Australian dollar as it has recently weakened again, observe any policy changes from the Chinese government to inject more meaningful stimulus into its economy, a change in the scope and magnitude of fighting in the Ukraine and Israel, and developments in the US presidential primaries.

**We strongly recommend that potential investors read the product disclosure statement or investment statement.**

Lonsec Investment Solutions Pty Ltd • ACN 608 837 583 • A Corporate Authorised Representative (CAR 1236821) of Lonsec Research Pty Ltd  
 • ABN 11 151 658 561 • AFSL 421 445 • This information must be read in conjunction with the Warning, Disclaimer, and disclosure at the end of this document.  
 This report supersedes all prior reports.

## Portfolio at a glance

### Designed for

Investors seeking a diversified portfolio encompassing ESG and sustainable investment principles to generate growth with some income over the medium term.

### Portfolio objectives

To deliver capital growth and some income over the medium term, through exposure across a range of asset classes and strategies that incorporate ESG and sustainable principles within their investment processes.

The portfolio aims to balance the need to deliver a mix of income and growth while creating impact by making an above benchmark contribution to the United Nation's Sustainable Development Goals (UN SDGs) agenda.

Cash +3.2% p.a.

### Suggested minimum investment timeframe

6 years

### Investment strategy

By incorporating ESG factors into its investment decision making, Lonsec aims to reduce the risks associated with the impacts of ESG issues and generate more sustainable, long-term returns for its investors. Consequently, ESG considerations are heavily embedded in Lonsec's investment selection process. Lonsec's proprietary Sustainability Score or 'Bee Score' assists Lonsec in identifying funds that deliver a net positive impact.

### Investment universe

The portfolio invests across a diversified range of Australian equities, global equities, property and infrastructure, fixed interest assets and alternative assets. The portfolio can access such exposures through managed funds and Australian listed securities such as exchange traded funds (ETFs), Exchange Traded Products (ETPs), managed portfolios and cash.

### Target exposure



### Platform availability

BT Panorama  
HUB24  
Macquarie  
Netwealth

**Important Notice:** This document is published by Lonsec Investment Solutions Pty Ltd (LIS) ACN: 608 837 583, a corporate authorised representative (CAR number: 1236821) of Lonsec Research Pty Ltd ABN: 11 151 658 561 AFSL: 421 445 (Lonsec Research). LIS and Lonsec Research are owned by Lonsec Holdings Pty Ltd ACN: 151 235 406. LIS creates the model portfolios it distributes using the investment research provided by Lonsec Research but has not had any involvement in the investment research process for Lonsec Research. Please read the following before making any investment decision about any financial product mentioned in this document.

**Disclosure at the date of publication:** Lonsec Research receives a fee from the relevant fund managers or product issuers for researching financial products (using objective criteria) which may be referred to in this document. Lonsec Research may also receive a fee from the fund manager or product issuer (s) for subscribing to research content and other Lonsec Research services. LIS receives fees for providing investment consulting advice, approved product lists, model portfolios to financial services professionals and other advice to clients. LIS' and Lonsec Research's fees are not linked to the financial product rating(s) outcome or the inclusion of the financial product(s) in model portfolios. LIS, Lonsec Research and/or their associates may hold any financial product(s) referred to in this document, but details of these holdings are not known to the analyst(s).

**Warnings:** Past performance is not a reliable indicator of future performance. Any express or implied rating or advice presented in this document is limited to "general advice" (as defined in the Corporations Act 2001 (Cth)) and based solely on consideration of the investment merits of the financial product(s) alone, without taking into account the investment objectives, financial situation and particular needs ("financial circumstances") of any particular person. Before making an investment decision based on the rating or advice, the reader must consider whether it is personally appropriate in light of their financial circumstances or should seek independent financial advice on its appropriateness. If the advice relates to the acquisition or possible acquisition of a particular financial product, the reader should obtain and consider the Investment Statement or the Product Disclosure Statement for each financial product before making any decision about whether to acquire the financial product.

**Disclaimer:** LIS provides this document for the exclusive use of its clients. It is not intended for use by a retail client or a member of the public and should not be used or relied upon by any other person. No representation, warranty or undertaking is given or made in relation to the accuracy or completeness of the information presented in this document, which is drawn from public information not verified by LIS. Financial conclusions, ratings and advice are given on reasonable grounds held at the time of completion (refer to the date of this document) but subject to change without notice. LIS assumes no obligation to update this document following publication. Except for any liability which cannot be excluded, LIS and Lonsec, their directors, officers, employees and agents disclaim all liability for any error or inaccuracy in, misstatement or omission from, this document or any loss or damage suffered by the reader or any other person as a consequence of relying upon it.

This document is subject to copyright of LIS. Except for the temporary copy held in a computer's cache and a single permanent copy for your personal reference or other than as permitted under the Copyright Act 1968 (Cth), no part of this document may, in any form or by any means (electronic, mechanical, micro-copying, photocopying, recording or otherwise), be reproduced, stored or transmitted without the prior written permission of LIS.

This document may also contain third party supplied material that is subject to copyright. Any such material is the intellectual property of that third party or its content providers. The same restrictions applying above to LIS copyrighted material, applies to such third-party content.

Copyright © 2024 Lonsec Investment Solutions Pty Ltd



### ADDITIONAL DISCLOSURES

The data in this document relating to the sustainability of portfolios or securities is the property of Impact Cubed Data Analytics Ltd (the "Data", "Impact Cubed") has been obtained from, or is based on, sources believed by Impact Cubed to be reliable, but is not guaranteed as to its accuracy or completeness. No representation, warranty, or undertaking, express or limited, is given as to the accuracy or completeness of the information or opinions contained in this document by Impact Cubed, any of its partners or employees, or any third party involved in the making or compiling of the Information, and no liability is accepted by such persons

for the accuracy or completeness of any information or opinions. None of the Data is intended to constitute investment advice or a recommendation to make (or refrain from making) any kind of investment decision and may not be relied on as such. The Data is strictly confidential and is the property of Impact Cubed. Any use of the Data requires a license from Impact Cubed. The Information may not be reproduced, further distributed or published in whole or in part by any recipient without prior written permission from Impact Cubed. The Data may not be used to create derivative works or to verify or correct other information by any recipient